



REPORT

MAPPING OF CLIMATE FINANCE FLOWS

TO ECOWAS-CILSS ZONE

Multilateral Public Funding

REPORT

OF THE MAPPING OF CLIMATE FINANCE FLOWS TO THE ECOWAS-CILSS ZONE



This guide is published by
the ECOWAS Department
of Agriculture, Environment
and Natural Resources



This publication has been produced
with financial support
from the European Union,
under the Intra-ACP GCCA+
programme.



Expertise France supervised
the technical preparation
of this report
for the benefit of ECOWAS
and its member states.

CREDITS & CONTACTS



▷ **Déthié Soumaré NDIAYE**, *Climate Finance Expert, GCCA+ West Africa project, Expertise France*

Following experts have also been involved in the preparation work for the report:

- ▷ **Alain S. Traoré**, *Director of Agriculture and Rural Development, ECOWAS Commission,*
- ▷ **Johnson Boanuh**, *Director of Environment, ECOWAS Commission,*
- ▷ **Bernard Yao Koffi**, *PPO Environment and Climate, Directorate of Environment, ECOWAS Commission,*
- ▷ **Raoul Konan Kouamé**, *Climate Change Project Coordinator, Directorate of Environment, ECOWAS Commission,*
- ▷ **Vanessa Laubin**, *International climate consultant, on behalf of Expertise France,*
- ▷ **Matthieu Wemaere**, *Senior Lawyer specialized in environment and climate law and policy, international climate consultant, on behalf of Expertise France,*
- ▷ **Pierre Haas**, *Technical Advisor, Department of Agriculture, Environment and Natural Resources, ECOWAS Commission,*
- ▷ **Ibila Djibril**, *Chair of the Adaptation Fund Board,*
- ▷ **Mahamat Abakar Assouyouiti**, *Senior Climate Change Specialist, Adaptation Fund Board Secretariat,*
- ▷ **Aya Mimura**, *Financial Analyst, Adaptation Fund Board Secretariat,*
- ▷ **Daouda B. O. Ndiaye**, *Lead Adaptation Specialist, Islamic Development Bank (IsDB),*
- ▷ **Ndiaye Cheikh Sylla**, *GCF Board member, Chief of staff of the Minister of Environment and sustainable Development, Sénégal,*
- ▷ **Florence Richard**, *GCF Regional Adviser, Africa,*
- ▷ **Amadou Tall**, *GCF Regional Adviser, Africa,*
- ▷ **Cécile Vivien**, *Climate Technial Assistant, GCCA+ West Africa prject, Expertise France,*
- ▷ **Fabris Compaoré**, *M&E Officer, GCCA+ West Africa project, Expertise France*

Financial Partners



INTRA-ACP GCCA+ PROGRAMME An initiative of the ACP Group of States funded by the European Union's European Development Fund

Technical Partner



This report is published under the sole responsibility of ECOWAS Department of Agriculture, Environment and Natural Resources and does not necessarily reflect the views of the European Union, ECOWAS or its member states.

Comments on this document may be sent to the ECOWAS Directorate of Agriculture and Rural Development, by post or e-mail.



Contacts

ECOWAS Commission / Department of Agriculture, Environment and Natural Resources/Directorate of Agriculture and Rural Development/Annexe River Plaza – 496 Abogo Largema Street – Central Business District, PMB 401 Abuja FCT – Federal Republic of Nigeria

agric_ruraldev@ecowas.int

Credits

To cite this document:

ECOWAS Commission
Department of Agriculture, Environment and Natural Resources
Report on mapping climate finance flows to the ECOWAS-CILSS zone, 2020

Photo credit: Cover © CEDEAO

© ECOWAP - 2020

Copying, downloading or printing of the content of this document for personal use is authorized. Extracts from this document may be included in documents, presentations, blogs, websites and educational material, provided that source and copyright are acknowledged. Requests with a view to public or commercial use or concerning translation rights should be sent to the ECOWAS Directorate of Agriculture and Rural Development.

Warning: this study concerns the mapping of financial flows to the countries of the ECOWAS-CILSS¹ region, with a focus on resources from multilateral funds (since 2003) on the one hand, with a zoom on the Global Environment Fund (GEF), the Green Fund for Climate (GCF) and the Adaptation Fund; Multilateral Development Banks (since 2015) on the other hand. For resources from multilateral funds, only country financing is analyzed, the available data not making it possible to identify the share of each country in multi-country or even multi-regional financing. The data series generally used for multilateral funds ends in February 2019. For the GCF and the FA, the data used go up to December 2019.

Acknowledgments: Sincere thanks to the following people for their contributions, in alphabetical order according to their membership organization: Aya Mimura, Financial Analyst, Secretariat of the Adaptation Fund (FA); Ibila Djibril, Vice-Chair of the Adaptation Fund Board (FA); Mahamat Abakar Assouyouiti, Senior Climate Change Specialist, Adaptation Fund Secretariat; Daouda B. O. Ndiaye, Lead Adaptation Specialist, Islamic Development Bank (IDB); Alain S. Traoré, Director of Agriculture and Rural Development (DADR), ECOWAS; Amadou Tall, Team Leader PESCAO (Improving Regional Governance of Fisheries in West Africa); Bernard Yao Koffi, PPO Environment and Climate, ECOWAS; Konan Raoul Kwamé, Coordinator of the Climate Change Project, ECOWAS; Florence Richard, Regional Advisor for Africa, Green Climate Fund; Ndiaye Cheikh Sylla, Member of the Council of the Green Climate Fund, Director of Cabinet of Minister of Environment and Sustainable Development of Senegal; Vanessa Laubin, International consultant - Climate and territories, PROJECTIONS.

¹ Benin, Burkina Faso, Cabo Verde, Côte d'Ivoire, The Gambia, Ghana, Guinea, Guinea-Bissau, Liberia, Mali, Mauritania, Niger, Nigeria, Senegal, Sierra Leone, Chad, Togo



EXECUTIVE SUMMARY

Africa is the region of the world that contributes the least to greenhouse gas (GHG) emissions, yet it is the most vulnerable to the impacts of climate change. In West Africa, the temperature increase is 1.5 times higher than the global level. Climate trends observed over the period 1970-2010 show that: (i) global temperatures have increased, droughts have been recurrent and severe; (ii) rainfall has generally increased; (iii) floods have occurred more frequently and with greater intensity; and (iv) there has been a retreat of the coastline along the West African coastline where the major cities and economic infrastructures are located. Nearly 50% of the region's population derives its income from sectors (agriculture, livestock and fisheries) that are strongly linked to climatic conditions and whose total contribution to GDP is 28% in the CILSS countries and 32% in the region as a whole. All this translates into a high vulnerability of the countries of the region: five of the ten most vulnerable countries in the world are in the ECOWAS-CILSS zone.

The Intergovernmental Panel on Climate Change (IPCC) estimates that limiting warming to 1.5°C rather than 2°C would limit the reduction in yields of maize, rice, wheat and, potentially, other cereal crops, particularly in sub-Saharan Africa. However, this requires rapid and far-reaching transitions in land use, energy, industry, construction, transport and urban planning. These transitions require significant financing to take place.

This report presents the results of the mapping of multilateral climate financial flows to the ECOWAS-CILSS zone. The objective of this study is to provide ECOWAS and CILSS Member States with complete and accurate information on the resources available to finance climate action, which will enable them to better identify possible sources of financing, plan and coordinate their requests according to their needs at the national level, and have an objective basis for reporting

on the financial support required and received to meet their commitments under the international framework for cooperation on climate. This is a first step towards more regular and comprehensive monitoring of climate finance flows to the region and the use of these flows. It shows that multilateral climate finance flows to the region are steadily increasing, with the Least Developed Countries Fund (LDCF) leading the way among donors, followed by the Global Environment Facility (GEF) through its various replenishments (1-6). As of February 2019, financial flows approved by multilateral funds for ECOWAS-CILSS countries (country projects) are estimated at about US\$1.4 billion. Multilateral Development Banks (MDBs) also play a leading role with nearly US\$2.5 billion committed in 2018, representing about 6% of all financing from MDBs and 28% of financing that went to Sub-Saharan Africa. However, these resources still fall far short of the real needs of countries in the region. As an illustration, the financing needs identified in the 2015 nationally determined contributions (NDCs), and this only in terms of greenhouse gas emissions reduction, already represent a financial need of about 340 billion dollars over the period 2015-2030. In addition, the resources needed for the implementation of the NDC of Benin alone are estimated at nearly US\$ 12 billion, more than half of which is expected from development partners. There are also great disparities between countries, with the most vulnerable not always being the best served.

Two funds have marked the evolution of the multilateral climate finance landscape; namely the Green Climate Fund (GCF) and the Adaptation Fund (AF). The AF introduced one of the major innovations of direct access and approved funding to the ECOWAS-CILSS zone in the amount of US\$98.3 million, representing nearly 35% of AF flows to Africa. More than half of these resources (57%) were mobilized through direct (11%) or regional (46%)

access. The agricultural sector received the most funding from the AF (46%), followed by disaster risk reduction (20%). The GCF, the main financial instrument of the UNFCCC and the Paris Agreement, has not only adopted the direct access modality, but has also deepened it by introducing the Enhanced Direct Access (EDA) modality. The GCF offers a range of financial instruments to enable the private sector to play a greater role in country climate action: equity investments, concessional loans, guarantees, and grants. To date, the GCF has approved 20 projects, most of them public (11), representing a total budget of US\$3.8 billion, 31% of which are from GCF resources and 69% in the form of co-financing. This shows the importance of co-financing in the GCF strategy, which places strong emphasis on "blended financing" and on the leverage effect of this financing modality. Only about 20% of this amount went to country projects, the rest being allocated to multi-country, even multi-regional projects, which are difficult to analyze from a national or regional perspective. Regional actors agree on the need to rethink the financing strategy for this type of project, giving priority to regional (or even sub-regional) projects, covering countries sharing similar realities and challenges, and ensuring a clear and transparent distribution of resources.

Some countries and organizations have gained experience in mobilizing climate finance. These experiences should be further capitalized and enhanced through regional/South-South cooperation between institutions and countries in the sub-region. Beyond the issue of financing mobilization, it would be advisable to analyze the relevance of projects, the extent to which they respond to national needs and priorities and are aligned with country programs and NDCs.

The use of these resources also deserves to be better monitored, in particular through the establishment of more formal and inclusive transparency frameworks.



TABLE OF CONTENTS

01	GENERAL CONTEXT	9
02	INTRODUCTION	11
03	OBJECTIVES AND METHODOLOGY	14
	3.1. Objectives	14
	3.2. Sources and Methodology	14
04	MULTILATERAL FINANCIAL FLOWS TO WEST AFRICA	15
	4.1. Financing from multilateral funds	15
	4.2. Funding from the Global Environment Fund	19
	4.3. Funding from Multilateral Development Banks	22
	4.4. Green Climate Fund financing flows to the ECOWAS-CILSS zone	26
	4.4.1. Presentation of the Green Climate Fund	26
	4.4.2. The portfolio of the Green Climate Fund	28
	4.4.3. Cofinancement et instruments financiers	33
	4.5. Portfolio of the Adaptation Fund in the ECOWAS-CILSS zone	36
05	CONCLUSIONS AND RECOMMENDATIONS	40
	Bibliographical references	42
ANNEXES		44
	Annexe 1: List of country projects financed by multilateral mechanisms in the ECOWAS-CILSS zone countries (until February 2019)	45
	Annexe 2: List of GCF and AF NDAs in ECOWAS-CILSS zone	55
	Annexe 3: List of GCF accredited entities operating in the ECOWAS-CILSS region (GCF data, 2019)	59
	Annexe 4: List of AF accredited entities operating in the ECOWAS-CILSS-UEMOA region (AF data, 2019)	69



LIST OF ACRONYMS AND ABBREVIATIONS

ACCF	Fonds pour les Changements Climatiques en Afrique (BAfD)
ACDI	Agence Canadienne de Développement International
ADA :	Agence de Développement Agricole
AFC	Africa Finance Corporation
AFD	Agence française de développement
AMCC	Alliance Mondiale contre le Changement Climatique
ASAP	Programme d'adaptation pour les petits exploitants agricoles
AWB	Attijari Wafa Bank
BAGRI	Banque Agricole du Niger
BAfD	Banque Africaine de Développement
BAfD	Banque Asiatique de Développement
BEI	Banque Européenne d'Investissement
BEIS	Département de l'énergie et du changement climatique
BERD	Banque européenne pour la reconstruction et le développement
BID	Banque Interaméricaine de Développement
BIDC	Banque d'Investissement et de Développement de la CEDEAO
BM	Banque Mondiale
BMD	Banque Multilatérale de Développement
BMZ	Ministère fédéral de la coopération économique et du développement
BOAD	Banque Ouest-Africaine de Développement
CBFF	Fonds forestier pour le bassin du Congo (accueilli par la BAfD)
CCNUCC	Convention-Cadre des Nations Unies sur les changements climatiques
CDG	Caisse de Dépôt et de Gestion
CDN	Contribution Déterminée au niveau National
CEDEAO	Communauté Economique des Etats de l'Afrique de l'Ouest
CFU	Climate Finance Update
CIF	Climate Investment Fund (implemented by the WB, the ADB, the AfDB, the EBRD and the IDB)
CILSS	Comité permanent Inter-Etats de Lutte contre la Sécheresse dans le Sahel

COP	Conférence des Parties
CPI	Climate Policy Initiative
CSE	Centre de Suivi Ecologique
CTF	Fonds pour les technologies propres (mis en œuvre par la BM, la BAfD, la BERD et la BID)
DBSA	Development Bank of Southern Africa
DEFRA	Département de l'environnement, de l'alimentation et des affaires rurales
DFID	Département du développement international (Royaume-Uni)
DRFN	Desert Research Foundation of Namibia
EGH	ECOBANK Ghana Limited
EIF	Environmental Investment Fund
E.U.	Etats-Unis
Ex-Im	Banque américaine d'export-import
FA	Fonds d'Adaptation
FAO	Organisation des Nations Unies pour l'Alimentation et l'Agriculture
FCPF	Fonds de Partenariat pour la réduction des émissions de Carbone Forestier
FEM	Fonds pour l'Environnement Mondial
FFEM	Fonds Français pour l'Environnement Mondial
FIC	Fonds d'investissement climatique (mis en œuvre par la BM, la BAfD, la BERD et la BID)
FIP	Programme d'Investissement pour la Forêt (mis en œuvre par BM, la BAfD, la BERD et la BID)
FMO	Entrepreneurial Development Bank
FNEC	Fonds National pour l'Environnement et le Climat
FPMA	Fonds pour les Pays les Moins Avancés (accueilli par le FEM)
FSCC	Fonds Spécial pour les Changements Climatiques (hébergé par le FEM)
FVC	Fonds Vert pour le Climat
GCCA	Global Climate Change Alliance
GCCI	Initiative mondiale sur le changement climatique (USA)
GCPF	Global Climate Partnership Fund (Allemagne, Royaume-Uni et Danemark)



GEEREF	Fonds mondial pour la promotion de l'efficacité énergétique et des énergies renouvelables (accueilli par la BEI)
GEF	Global Environment Facility
GES	Gaz à Effet de Serre
GIEC	Groupe d'experts Intergouvernemental sur l'Evolution du Climat
GIZ	Coopération technique allemande
HBS	Fondation Heinrich Böll
ICF	Fonds international pour le climat (RU)
IPCC	Intergovernmental Panel on Climate Change
IKI	Initiative internationale pour le climat (Allemagne)
JBIC	Banque japonaise de coopération internationale
JICA	Agence japonaise de coopération internationale
KFW	Banque allemande de développement
LDCF	Least Developed Countries Fund
MAE	Ministère des affaires étrangères
MAEC	Ministère des affaires étrangères et du commerce
MDP	Mécanisme de Développement Propre
MIE	Multilateral Implementing Entity
MIES	Mission interministérielle de l'effet de serre
MOC	:Mise en œuvre conjointe (appliquée au titre du Protocole de Kyoto)
MoE	Ministry of Environment (formerly, Ministry of Natural Resources - MINIRENA)
MOFEC	Ministry of Finance and Economic Cooperation
MWE	Ministry of Water and Environment
NAMA facility	Facilité des mesures d'atténuation appropriées au niveau national (RU et Allemagne)
NEMA	National Environment Management Authority
NEMC	National Environment Management Council
NICFI	Initiative internationale sur la forêt et le climat (Norvège)
NIE	National Implementing Entity
NMFA	Ministère norvégien des affaires étrangères
NORAD	Agence norvégienne de développement et de coopération
ODI	Overseas Development Institute

OECD	Organisation de Coopération et de Développement Economiques
OMM	Organisation Météorologique Mondiale
ONU-REDD	Programme de collaboration des Nations Unies sur la réduction des émissions liées au déboisement et à la dégradation des forêts
OPIC	Office pour les investissements privés d'outre-mer
OSS :	Observatoire du Sahara et du Sahel
PF	Point Focal
PME	Petites et Moyennes Entreprises
PMR	Partenariat pour le développement des marchés du carbone
PNUD	Programme des Nations Unies pour le développement
PNUE	Programme des Nations Unies pour l'Environnement
RCE	Réductions certifiées des émissions
REDD	Réduction des Emissions liées à la Déforestation et à la Dégradation des forêts
REM	REDD premiers Movers (Allemagne et Royaume-Uni)
RIE	Regional Implementing Entity
SANBI	South African National Biodiversity Institute
SCF	Fonds stratégique pour le climat (mis en œuvre par la BM, la BAsD, la BAfD, la BERD et la BID)
SREP	Programme de développement accéléré des énergies renouvelables pour les pays à revenu faible (mis en œuvre par la BM, la BAsD, la BAfD, la BERD et la BID)
UE	Union Européenne
UNEP	United Nations Environment Programme
USAID	Agence américaine pour le développement international
ND-GAIN	Notre Dame Global Adaptation Initiative
WAICSA	West African Initiative for Climate Smart Agriculture
WB	World Bank
WIM	Warsaw International Mechanism for Loss and Damage associated with Climate Change Impacts
WMO	World Meteorological Organization



LIST OF FIGURES AND TABLES

Figure 1	: Landscape of global climate finance (Source : CFU, 2019)	11
Figure 2	: Regional distribution of public climate finance in billion \$ E.U.) From developed countries (OECD data, 2019)	12
Figure 3	: Distribution of cumulative global emissions from CO ₂ between 1751 and 2017	13
Figure 4	: Amounts approved by thematic area, USD million (Data : CFU, 2019)	17
Figure 5	: Financing approved and disbursed by thematic area (Data : CFU, 2019)	18
Figure 6	: Countries beneficiaries of multilateral financing, in USD millions (Data : CFU 2019)	19
Figure 7	: Climate finance mechanisms operating in ECOWAS-CILSS zone (Data : CFU 2019)	20
Figure 8	: MDB Funding by thematic area in 2018 en 2018 (MDBs data, 2018)	23
Figure 9	: Climate financing from MDBs at global level (USD million) in 2018 (MDBs data, 2018)	23
Figure 10	: Funding by region (%) in 2018 (Data : MDBs, 2018)	24
Figure 11	: Climate financing from MDBs to West Africa between 2015 and 2018 (MDB data , 2018)	24
Figure 12	: Ranking of ECOWAS-CILSS , according to ND-GAIN (Data ND GAIN 2017)	25
Figure 13	: Portfolio of entities accredited with GCF at global level, as of October 2019	27
Figure 14	: Status of GCF project portfolio (number of projects)	29
Figure 15	: Number of GCF projects in the ECOWAS-CILSS zone by access modality	29
Figure 16	: Status of GCF Projects portfolio (number of projects) by access modality	30
Figure 17	: Composition of GCF financing portfolio in ECOWAS-CILSS zone (in USD millions.)	30
Figure 18	: Number of projects funded by the GCF by sector	31
Figure 19	: Financing amounts by sector (USD millions)	32
Figure 20	: Amounts by thematic area (USD millions)	32
Figure 21	: Financing mobilized, by access modality (in USD millions)	33
Figure 22	: Co-financing, by access mode	34
Figure 23	: Financing Instruments (in USD millions)	34
Figure 24	: Financial instruments by access modality (USD millions)	35
Figure 25	: Financial instruments by donor (USD million)	36
Figure 26	: Portfolio of FA accredited entities at global level, as of March 2019	37
Figure 27	: Resources mobilized with AF for the ECOWAS-CILSS zone, by access modality	39
Figure 28	: Financing by sector (USD million)	39

LIST OF TABLES

Table 1	: List of ten most vulnerable countries worldwide	14
Table 2	: Direct access entities of the GCF in Africa (GCF data, 2019)	27
Table 3	: AF Direct and regional access entities in Africa (AF data 2019)	38



01

GENERAL CONTEXT



Programme GCCA+ une initiative du Groupe des États ADP financée par le fonds européen de développement de l'Union européenne



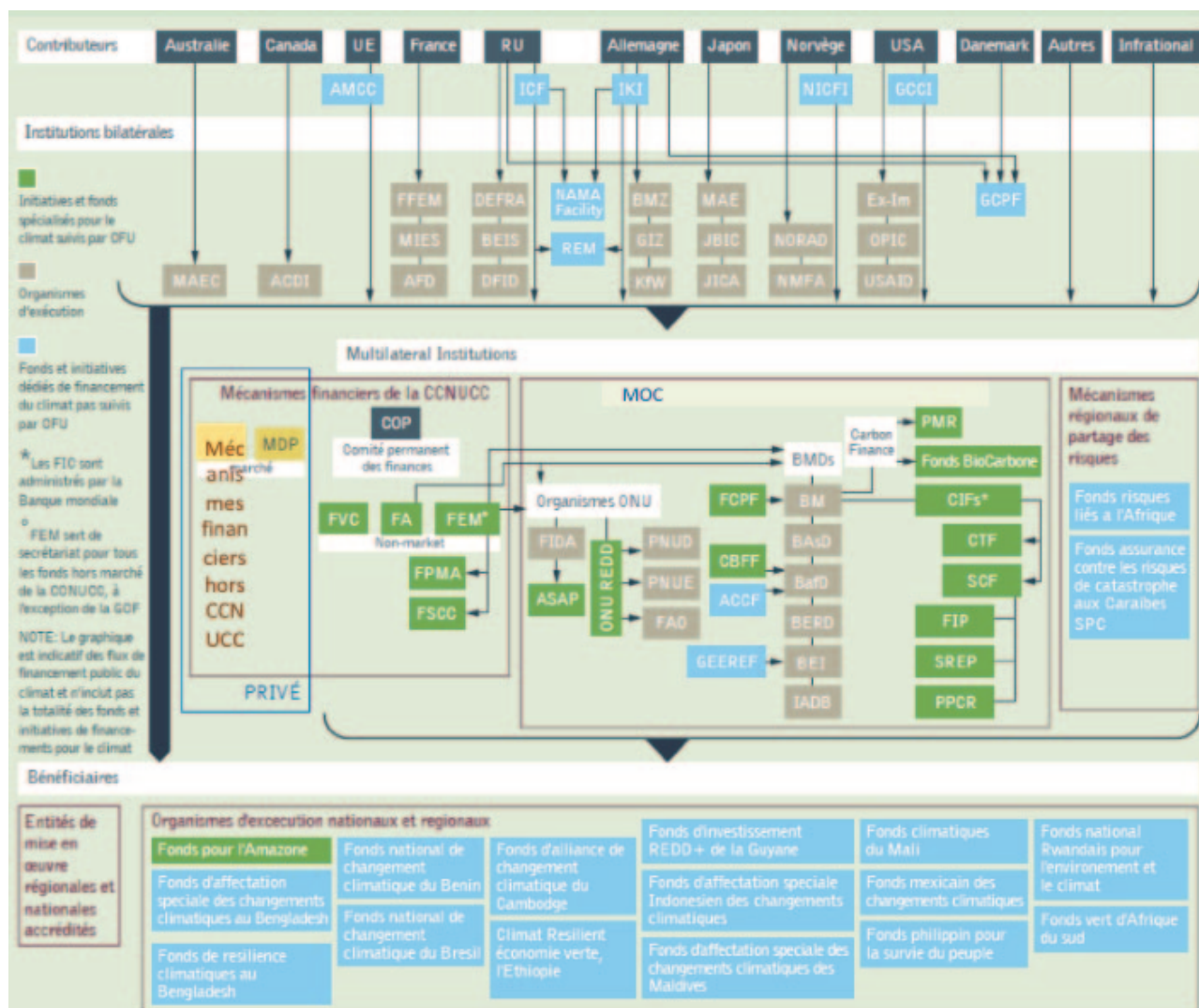
Climate finance refers to the financial resources mobilized to finance actions to mitigate and adapt to the effects of climate change (Watson and Schalatek, 2019 (b)). In the context of international climate negotiations, the concept refers to financial flows from developed countries to developing countries for climate actions which should be new and additional to existing aid flows (Carvalho AP and Terpstra P. 2015). In practice, there

is divergence in accounting for interventions where climate action is not the stated objective or the only one, but which contribute significantly to adaptation or mitigation. This is particularly the case for many flood control projects or the rehabilitation of electricity supply services.

The architecture of global climate finance is complex and constantly evolving. Funds are channeled through

multilateral channels (inside and outside UNFCCC and Paris Agreement funding mechanisms), and increasingly through bilateral channels, as well as through regional and national climate funds (Figure 1). Multilateral institutions include the financial mechanisms of the UNFCCC (market and non-market mechanisms), mechanisms outside the UNFCCC and regional risk-sharing mechanisms.

Figure 1: Landscape of global climate finance (Source : CFU, 2019)





01 GENERAL CONTEXT

Funding comes in various forms: grants, concessional loans, guarantees and equity. Monitoring flows is difficult, due to lack of an accepted definition of what "climate finance" covers or of uniform accounting rules, in a context marked by a wide variety of financial mechanisms (Watson and Schalatek, 2019 (b))

Climate finance flows at the global level continue to increase, reaching US \$ 463 billion for the period 2015-2016. Although this increase is expected to continue over the next few years, these flows are by far below the resources needed to make the overall transition to low-carbon and climate resilient development. In addition,

most of these resources are allocated to mitigation (436 billion), with only 22 billion for adaptation and 5 billion for cross-benefits. Sub-Saharan Africa has received only US \$ 12 billion in funding (CPI, 2018).

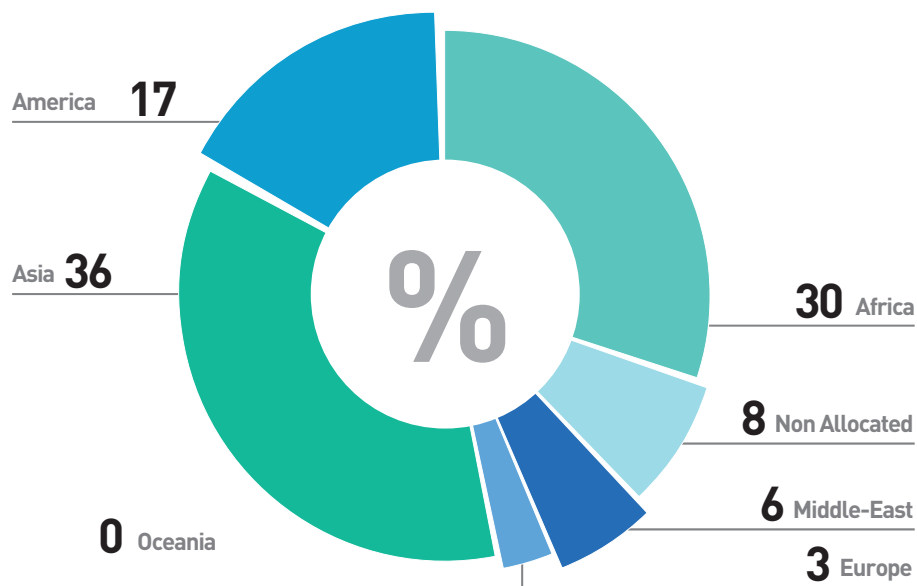
Public sources of finance for climate (US \$ 148 billion in 2014) represent only a small part of the more general total finance (US \$ 391 billion in 2014) contributing annually to the achievement of climate goals (CPI 2015) . These funds also have an important role to play in mobilizing additional sources of private capital, including funding from project developers, commercial Financial Institu-

tions, private capital and (sometimes) institutional investors. Thus, the concept of "blended finance" has grown significantly in recent years, with the idea of using public resources in the form of grants, low-cost debt, guarantees and equity to attract private capital. Blended finance is used in most sectors important to achieving climate change goals, including energy, infrastructure and agriculture (Sadler et al., 2016).

Multilateral climate finance (MDBs² and Multilateral Funds) is estimated at US \$ 27.5 billion in 2017 and Africa is the second recipient region, with US \$ 15.9 billion (OECD, 2019), (Figure 2).

Figure 2

Regional distribution of public climate finance in billion \$ E.U.)
From developed countries (OECD data, 2019)



² Multilateral Development Banks



02

INTRODUCTION



Programme GCCA+ une initiative du Groupe des Etats ADP financée par le fonds européen de développement de l'Union européenne



The United Nations General Assembly adopted in September 2015 "The 2030 Agenda for Sustainable Development", built on the vision of a "world free from poverty and hunger, disease and need, where everyone can fully develop." In its paragraph 14, this Program considers climate change as one of the greatest challenges of our time and a unique and crosscutting barrier to this vision, compromising the capacity of all countries to achieve sustainable development (United Nations, 2015). Climate-related risks associated with climate variability and change have compounded food insecurity

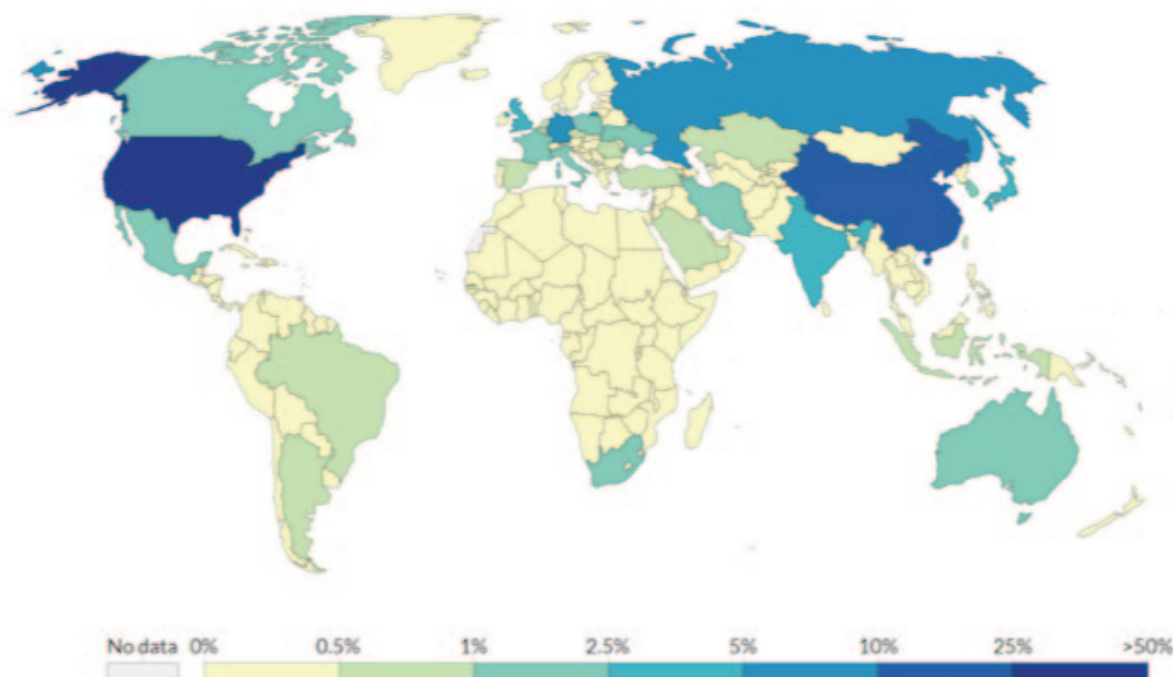
in many places, particularly in Africa due to the impact of drought, increasing the overall risk of climate-related illness or death (WMO, 2019). Urgent action to combat climate change and its impacts is therefore one of the main objectives of this 2030 Agenda, and the United Nations Framework Convention on Climate Change (UNFCCC) is the main inter-governmental forum for negotiating the content of this action.

Africa is the region of the world that contributes the least to greenhouse gas (GHG) emissions, but it is the most

vulnerable to the impacts of climate change (Watson and Schalatek, 2019 (a)). The share of Africa (excluding South Africa) in cumulative global CO emissions between 1751 and 2017 is less than 0.5% (Figure 3). All the countries of the ECOWAS-CILSS zone have an average carbon footprint of less than 1 ton per inhabitant and per year. Countries like Chad and Niger have a footprint of 0.1 tons per year, 160 times less than the United States, Australia and Canada (Ritchie H. and Roser M., 2018).

Figure 3

Distribution of cumulative global emissions from CO₂ between 1751 and 2017



Sources : OWID based on CDIAC Global Carbon Project (GCP)



02 INTRODUCTION

According to the IPCC 1.5 ° C Report, projections of reduction in food availability are more marked at 2 ° C than 1.5 ° C of global warming in the Sahel, with greater exposure to multiple and complex risks related to climate change and poverty (IPCC, 2018). An increase in the global average surface temperature to 3 ° C, compared to the pre-industrial period, further increases the risk of reduction of agricultural production in Africa and the persistence of heat stress leading to large increases in human morbidity and mortality (Hoegh-Guldberg et al., 2019).

In West Africa, the temperature increase is 1.5 times greater than the world level and the main climatic hazards are recurrent droughts, great variability in rainfall and seasons, more and more frequent floods, coastal erosion... (Kairé et al., 2015). In the region, the climatic trends observed during the 1970-2010 period show that: (i) global temperatures have increased, droughts have been recurrent and severe; (ii) precipitation has generally increased; and (iii) floods occurred more frequently and with more intensity (UNEP, 2011). According to the World Bank, 50% of the region's population derives its in-

come from sectors strongly linked to climatic conditions (mainly agriculture, animal husbandry and fishing) and whose total contribution to GDP is 28% in the CILSS countries and 32% across the region (WB, 2009). All of this translates into great vulnerability of countries in the region, as shown by the ND-GAIN³ vulnerability index. The countries of the ECOWAS-CILSS zone display some of the highest levels of vulnerability in the world, with five of the ten most vulnerable countries worldwide being in the ECOWAS-CILSS zone (Table 1).

Table 1 List of ten most vulnerable countries worldwide

RANKING	COUNTRY	SCORE
172	Erythrea	0,596
173	Mali	0,609
174	Libéria	0,617
175	Sudan	0,623
176	Guinea-Bissau	0,626
177	Micronesia	0,638
178	Chad	0,651
179	Solomon Islands	0,658
180	Niger	0,67
181	Somalia	0,678

(Data: Notre Dame University, 2019)

³ A country's score against the ND-GAIN country index is made up of a score for vulnerability and a score for readiness. Vulnerability measures a country's exposure, sensitivity and ability to adapt to the negative impact of climate change. ND-GAIN measures general vulnerability by taking into account vulnerability in six vital sectors: food, water, health, ecosystem services, human habitat and infrastructure (University of Notre Dame, 2019).



According to the Intergovernmental Panel on Climate Change (IPCC), limiting warming to 1.5 ° C rather than 2 ° C would limit the reduction in the yield of crops of corn, rice and wheat and potentially other cereal crops, particularly in sub-Saharan Africa. However, this would require “rapid and far-reaching transitions” in the areas of land use planning, energy, industry, building, transport and urban planning (IPCC, 2018), hence the significant financing needs expressed by developing countries to finance the costs of such a transition. This is particularly the case for the countries of the

ECOWAS-CILSS region which expect to receive from the development partners the bulk of the resources necessary to implement the commitments made through their NDCs.

Climate finance therefore remains an element to be reckoned with for achieving climate change resilient and low carbon development (Watson and Schalteck, 2019 (b)). This is why the Paris Agreement, which entered into force on November 4, 2016, builds on this Convention and brings together all the parties around an ambitious commit-

ment in favor of a paradigm shift towards low carbon and climate resilient development pathways. Among other things, it aims to make financial flows more compatible with this transition to low-carbon and climate-resilient development pathways (Article 2.1 (c) of the Agreement). The Decision adopting the Paris Agreement highlights the ambition to annually mobilize US \$ 100 billion until 2020 for climate, in favor of developing countries. A new collective quantitative target will be defined before 2025 .



03

OBJECTIVES AND METHODOLOGY



Programme GCCA+ une initiative du Groupe des Etats ADP financée par le fonds européen de développement de l'Union européenne



3.1. OBJECTIVES

The objective is to regularly provide ECOWAS-CILSS Member States with complete, accurate and updated information on the resources available to finance climate action, which will enable them to better identify possible sources of financing, plan and coordinate their requests according to their needs at the national level, and have an objective basis for reporting on the financial support needed and received to meet their commitments under the international framework for climate cooperation.

This monitoring of financial flows is intended to:

- decision-makers, at regional and national levels, as a snapshot of the region or country in terms of mobilizing climate funds. It will help to identify performance in this area, but also weaknesses to be corrected at different levels. It will also be useful in assessing the level of implementation of NDCs, including their conditional options;
- "transparency actors" such as civil society, the press, community organizations, producer organizations, etc., as well as the media. They will have access to information on the resources mobilized and their use;
- researchers interested in the issue of climate financing, by giving them a regional perspective (ECOWAS-

CILSS zone) on needs and challenges.

Besides this analytical report, an online compendium is also produced giving access to more details and allowing more targeted analyses, from different perspectives.

3.2. SOURCES AND METHODOLOGY

Monitoring financial flows is challenging, due to the great diversity of mechanisms, but above all the absence of a harmonized and global reporting system on financing. This work is mainly based on data collection and literature review.

The main sources of data used are:

- Climate Finance Update⁴: this is an independent web platform that provides information and data on multilateral climate finance initiatives to help developing countries meet the challenges posed by climate change. It is a compilation of official data from multilateral funds⁵, on climate finance announced and approved. CFU tracks key funds governed by multilateral mechanisms related to climate change, many of which are linked to the UNFCCC Convention. CFU data have been cumulative since 2003. Climate Funds Update is administered by the Heinrich Boell Foundation (HBS) and ODI (Overseas Development Institute).

- The annual joint report on climate finance for multilateral development banks: this is a joint report, prepared each year since 2011 by a group of multilateral development banks (MDBs), composed of the African Development Bank, the Asian Development Bank, the European Bank for Reconstruction and Development, the European Investment Bank, the Inter-American Development Bank Group, the Islamic Development Bank and the World Bank Group. It aims to make climate finance figures for the MDBs available to the developing and emerging countries.

For the focus on the GEF, the Green Climate Fund (GCF) and the Adaptation Fund (FA), the data used were collected from the websites of these Funds.

Data for the 17 countries of the ECOWAS-CILSS zone are collected and processed, essentially using the Excel tool, to produce visualizations (graphs and diagrams) serving as the basis for the analyzes.

In addition, various reference publications on the subject have been used for context. This is the case, among others, of those of the CPI (Climate Policy Initiative), HBS (Heinrich Boël Stiftung), and the OECD (Organization for Economic Cooperation and Development).

⁴ <https://climatefundupdate.org/>

⁵ Fund sites; official reports to international organizations by funds and by contributing organizations; and documents such as press releases, key decisions made at conferences or meetings, information from civil society organizations.

04

MULTILATERAL FINANCIAL FLOWS TO WEST AFRICA



Programme GCCA+ une initiative du Groupe des États ADP financée par le fonds européen de développement de l'Union européenne



4.1. FINANCING FROM MULTILATERAL FUNDS

In 2017, multilateral climate funds approved almost US \$ 2 billion for 152 projects across 70 countries. The Green Climate Fund (GCF) alone accounts for half of these approvals, or US \$ 1 billion (Watson et al., 2017).

Almost a quarter of the funding approved (23%) for the period 2003-2017 was allocated to sub-Saharan Africa, of which 75% in the form of a grant (Watson et al., 2017).

Financial flows from approved multilateral funds allocated to the countries of the ECOWAS-CILSS region are estimated at around US \$ 1,377 million⁶, from 2003 to February 2019. More than half of these resources (almost 55%) were used to finance adaptation actions, around 40% for mitigation and 5% for multiple areas⁷ (Figure 4).

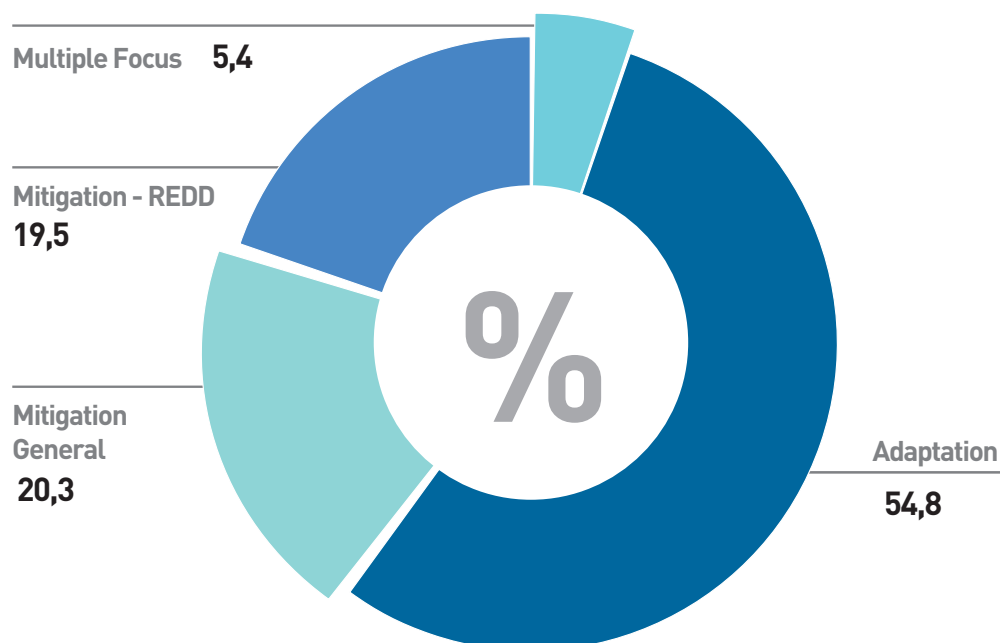
In February 2019, nearly 40% of the funds approved for adaptation were disbursed, almost 29% for mitigation in general, 34% for REDD⁸ mitigation and slightly less than 11% for multiple thematic areas (Figure 5).

The first recipient country in the region is Niger, followed by Burkina Faso and Mali. Guinea and Sierra Leone, which are among the ten most vulnerable countries in the world (Notre Dame University, 2019), received the least funding (Fig 6).

This funding comes from fourteen financial mechanisms, with the Least Developed Countries Fund (FPMAs) leading, either in terms of approved funding or in terms of disbursed funds (Figure 7). The full list of projects funded by country in the region is presented in Annex 1.

Figure 4

Amounts approved by thematic area, USD million (Data : CFU, 2019)



⁶ These are only country financings

⁷ Adaptation and mitigation

⁸ REDD (Reducing Emissions from Deforestation and Forest Degradation) aims to create financial value for carbon stored in forests, by encouraging developing countries to reduce emissions from forest land and to invest in low carbon solutions leading to sustainable development. "REDD +" goes beyond deforestation and forest degradation and includes the role of conservation, sustainable forest management and improvement of forest carbon stocks (UN-REDD Program, 2009)



04 MULTILATERAL FINANCIAL FLOWS TO WEST AFRICA

Figure 5

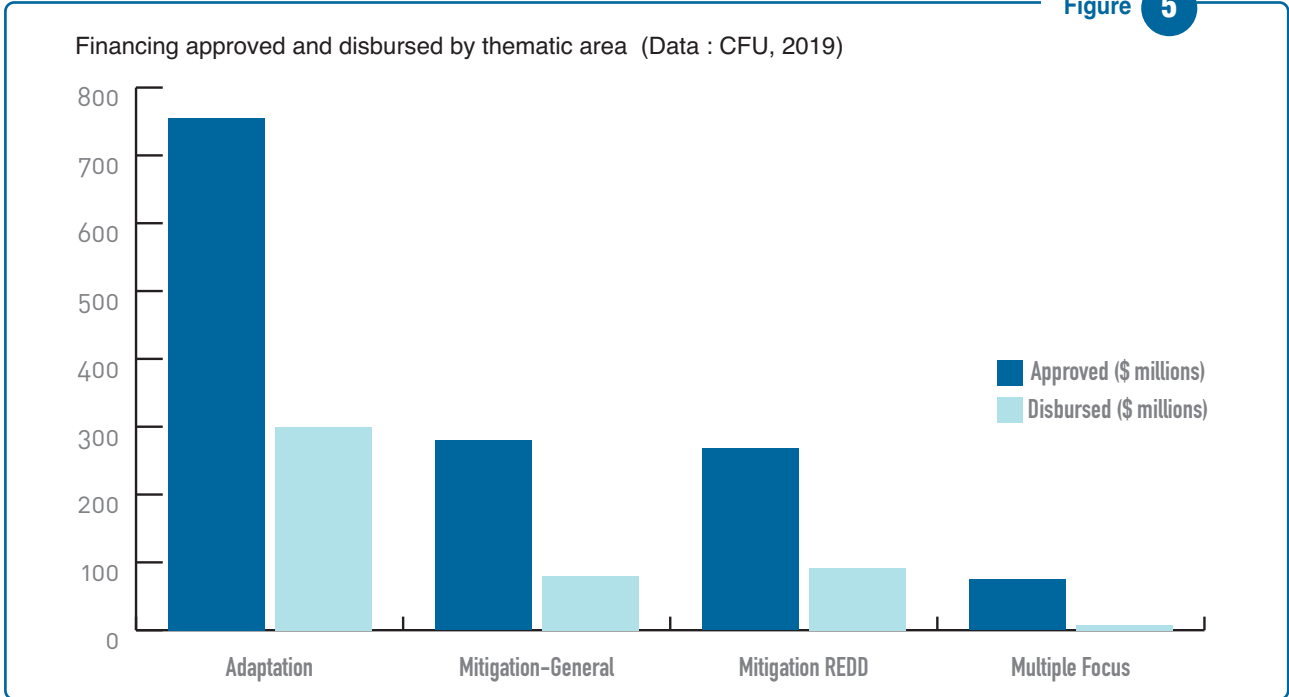


Figure 6

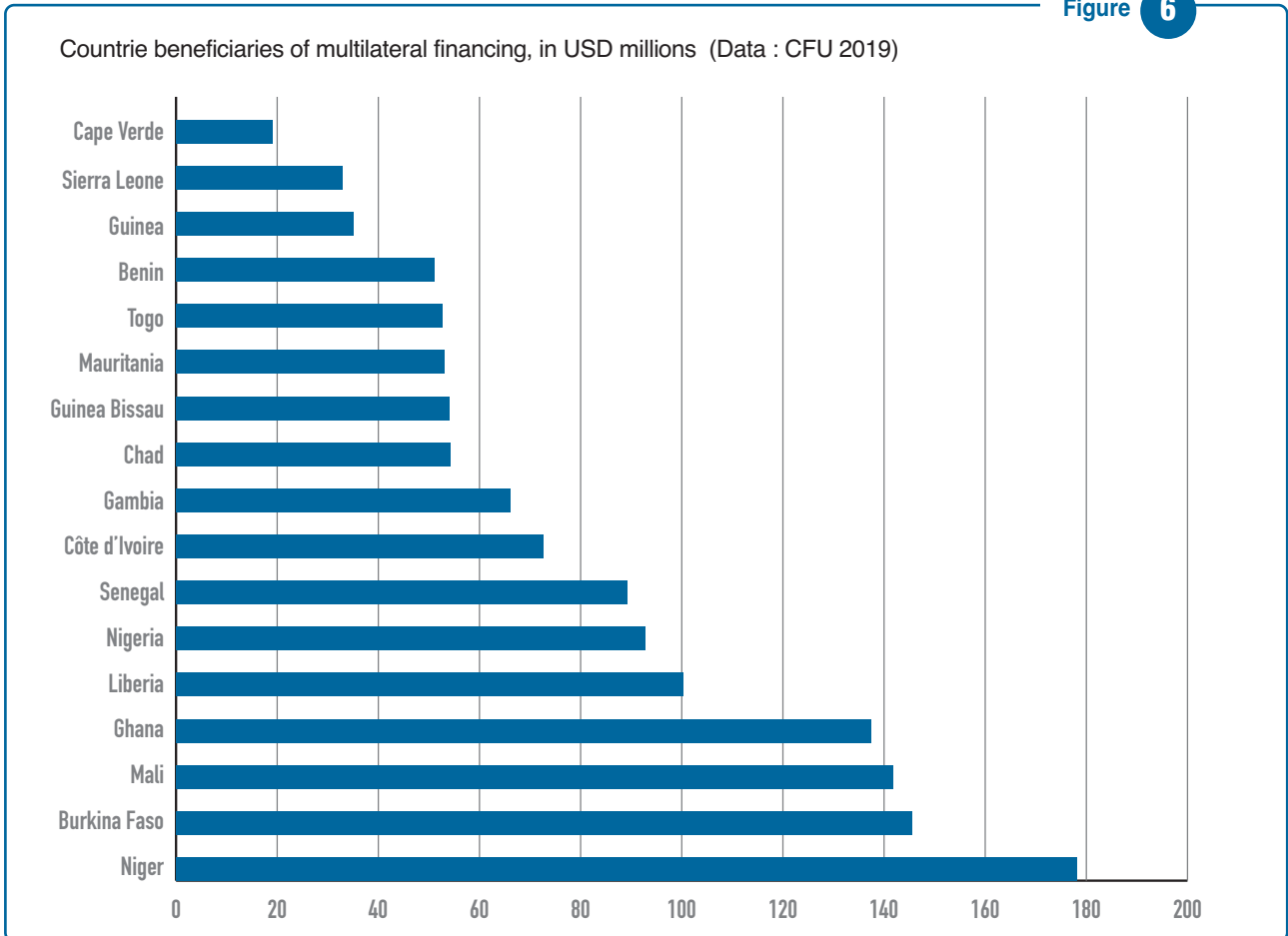
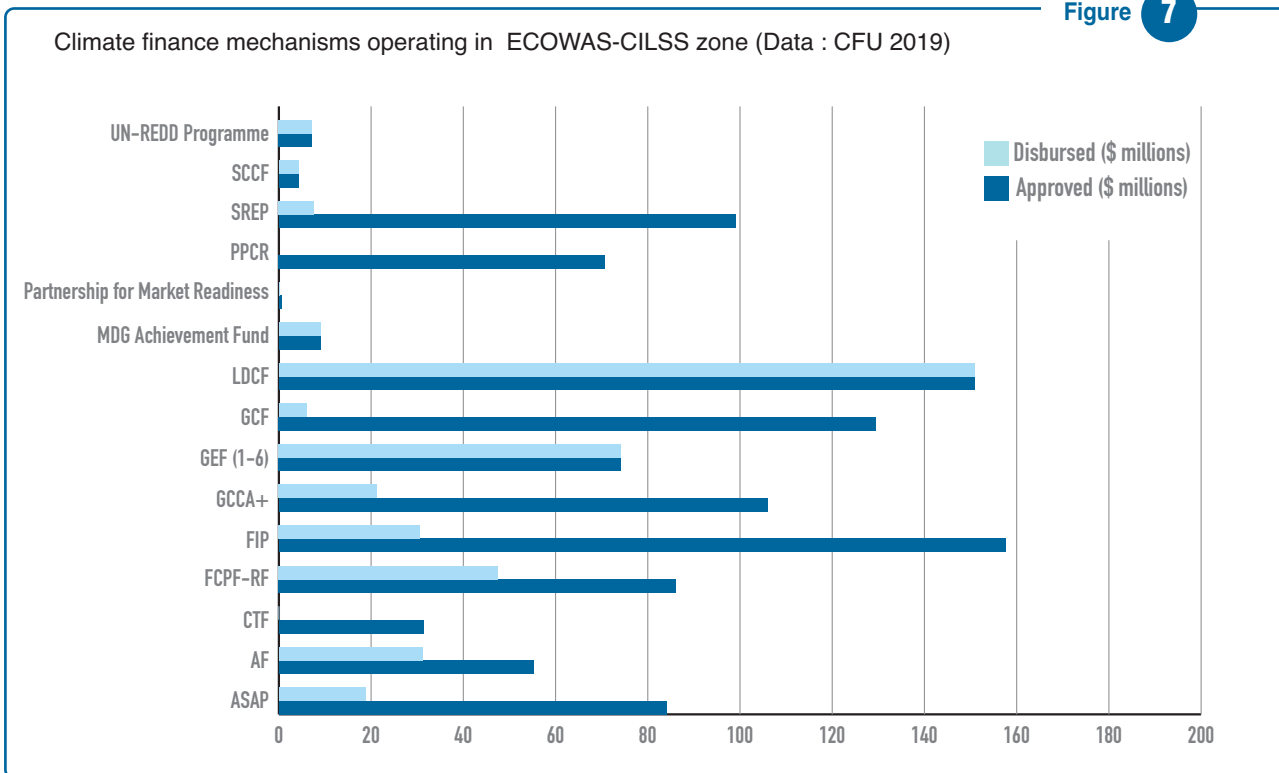




Figure 7

Climate finance mechanisms operating in ECOWAS-CILSS zone (Data : CFU 2019)



4.2. FUNDING FROM THE GLOBAL ENVIRONMENT FUND

The GEF was established in 1991 in response to the global environmental challenges of the previous decade. It operated in a pilot phase until mid-1994, before being restructured at a meeting of GEF participants in Geneva in March 1994, at which representatives of 73 States agreed to adopt its financial instrument. The GEF's organizational structure includes an Assembly that meets every four years, a Council that meets twice a year, a Secretariat, and the Scientific and Technical

The GEF was established in 1991 in response to the global environmental challenges of the previous decade. It operated in a pilot phase until mid-1994, before being restructured at a meeting of GEF participants in Geneva in March 1994, at which representatives of 73 States agreed to adopt its financial instrument. The GEF's organizational structure includes

an Assembly that meets every four years, a Council that meets twice a year, a Secretariat, and the Scientific and Technical Advisory Panel. The main decision-making body of the organization is the GEF Council, which is responsible for developing, adopting and evaluating its operational policies and programs. It is composed of 32 appointed members, each representing a constituency⁹. The GEF serves as a financial mechanism for a number of multilateral environmental agreements, the United Nations Convention on Biological Diversity (CBD), the UNFCCC, the Stockholm Convention on Persistent Organic Pollutants and the United Nations Convention to Combat Desertification (UNCCD). The GEF is a trust fund to finance the incremental costs of actions to protect the global environment, whether undertaken by public or private initiatives, in developing countries and countries with economies in transition.

It is funded by donor countries, which commit funds every four years through a process called "GEF replenishment". Since its inception in 1991, the GEF Trust Fund has been replenished with \$2.75 billion (GEF-1); \$3 billion (GEF-2); \$3.13 billion (GEF-3); \$3.13 billion (GEF-4); \$4.34 billion (GEF-5); \$4.43 billion commitment for GEF-6; \$4.1 billion commitment for GEF-7. As of November 2018, more than 1,000 projects had been approved in the area of climate change, for a cumulative amount of US\$ 3.6 billion.

GEF-7 covers the operations and activities of the GEF for the period 2019 to 2022, with programming organized around 5 focal areas, each of which is aligned with the conventions and multilateral environmental agreements (MEAs) for which the GEF acts as a financial mechanism: Biodiversity, Climate Change, International Waters, Land Degradation, Chemicals and Waste. The allocation for

⁹ Group of countries comprising both donors and recipients



04 MULTILATERAL FINANCIAL FLOWS TO WEST AFRICA

the climate change focal area is US\$511 million, down from previous replenishments, mainly due to the resources drained by the GCF as the main financial instrument of the UNFCCC.

The allocation of these resources to countries is based on the Transparent Resource Allocation System (STAR), which determines the minimum amount of GEF resources that a given country can access during a replenishment period. The STAR is a system for allocating resources to countries in a transparent and consistent manner, based on global environmental priorities and national capacities, policies and practices relevant to the successful implementation of GEF projects.

The GEF also implements corporate programs that aim to build the capacity of recipient countries and civil society organizations (CSOs) to effectively protect the global environment. Under GEF-6, two corporate programs are implemented: the Small Grant Programs (SGP) and the Country Support Program (CSP). These two programs are expected to continue and be strengthened through GEF-7.

GEF funding is channeled to recipient countries through eighteen accredited entities .

The GEF's portfolio¹¹ of country projects in the ECOWAS-CILSS region consists of 72 country projects with a cumulative total of nearly US\$ 167 million, of which US\$ 74 million has been disbursed.

These projects are channeled through 9 GEF agencies: FAO, ADB, UNEP, World Bank, UNDP, UNIDO, IFAD, WADB and IUCN.

The GEF also administers two special funds focused on financing climate change adaptation and technology transfer activities, the Special Climate Change Fund (SCCF) and the Least Developed Countries Fund (LDCF). The operational policies, procedures and governance structure of the GEF apply to these funds, unless otherwise decided by the COP and the LDCF/Special Fund Council (the main governing body). The GEF Agencies are the operational arm of the GEF.

The Special Climate Change Fund (SCCF) was established in 2001 under the UNFCCC to finance climate change-related activities, programmes and measures to accompany those financed from resources allocated in the GEF climate change focal area and from bilateral and multilateral funds.

The Special Fund is expected to have four different funding windows: Adaptation; Technology Transfer; Energy, Transport, Industry, Agriculture and Waste Management; and Economic Diversification for Fossil Fuel Dependent Countries. However, to date, the Special Fund has financed adaptation and technology transfer projects and programmes that: (i) are country-driven, cost-effective and integrated into national sustainable development and poverty reduction strategies; and

(ii) take into account national communications or NAPAs and other relevant studies and information provided by the Party. To date, the SCCF has funded country projects in the ECOWAS-CILSS region to the tune of US\$4.2 million.

The Least Developed Countries Fund (LDCF) was established under the United Nations Framework Convention on Climate Change (UNFCCC) at the seventh session of the Conference of the Parties in Marrakech and is managed by the Global Environment Facility. The Fund addresses the special needs of the 49 LDCs that are particularly vulnerable to the adverse effects of climate change. As a priority, it supports the preparation and implementation of National Adaptation Programmes of Action (NAPAs), country-led strategies that identify the immediate needs of LDCs to adapt to climate change.

Any LDC that is a party to the UNFCCC and has established a NAPA is eligible to receive funding for projects under the LDC Fund. Countries included in Annex II¹² to the UNFCCC shall provide funding to the LDCF, as well as some Annex I countries and any non-Annex I¹³ country that wishes to do so.

The cumulative volume of LDCF country financing in the ECOWAS-CILSS zone amounts to nearly US\$336 million.

¹⁰ <https://www.thegef.org/partners/gef-agencies/> / ¹¹ Les projets régionaux et les projets globaux couvrent, en plus des pays de la zone, plusieurs autres pays de la Région Afrique ou du Monde. Cela rend difficile leur analyse avec une perspective nationale. ¹² Annexe II : Pays de l'OCDE et de l'Union européenne (2010) / ¹³ Annexe I : Pays industrialisés visés par la Convention / ¹⁴ Pays non visés par l'annexe I : Pays en développement visés par la Convention



4.3 FUNDING FROM MULTILATERAL DEVELOPMENT BANKS

In 2018, Multilateral Development Banks (MDBs¹⁵) pledged to contribute US \$ 43.1 billion - from equity and external resources¹⁶ channelled through them - as climate finance for developing and emerging countries. Almost 70% of these resources are intended for mitigation and around 30% for adaptation (Figure 8). The World Bank Group is by far the largest contributor (Figure 9).

External resources are made up of trust funds such as those financed by bilateral agencies and funds dedicated to financing the fight against climate change such as the Climate Investment Funds (CIF), the Green Climate Fund (GCF) and Climate-related Funds under the Global Environment Facility (GEF), European Union (EU) Mixed Funds and others (MDBs, 2018).

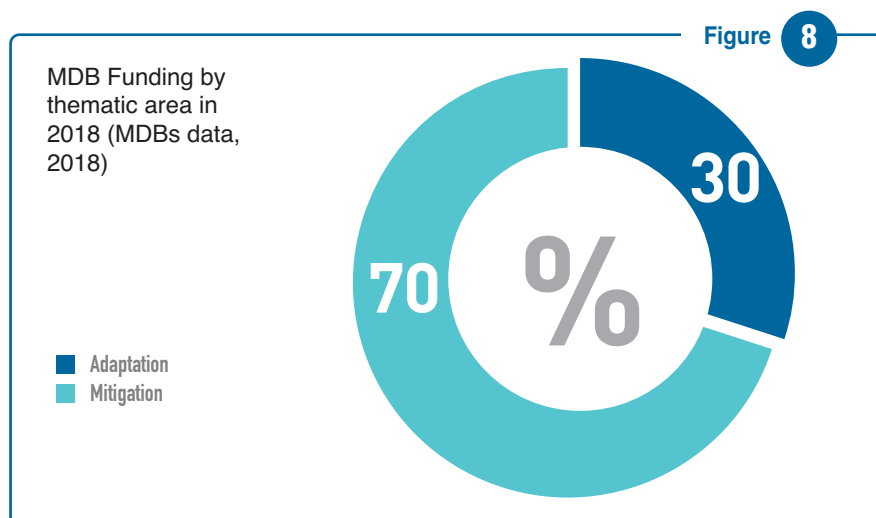
The total amount of climate finance from MDBs equity in 2018, amounts to US \$ 40,230 million, with US \$ 2,871 million coming from external resources and channelled through MDBs. Almost 71% of this funding is in the form of loans and only 5% in grant form (MDBs, 2018). Sub-Saharan Africa is the main recipient with US \$ 8.957 billion, or 21% of all funding granted in 2018 (Figure 10). Almost 56% (or US \$ 5.064 billion) of this funding is dedicated to mitigation and 43.5% (or \$ 3.893 billion) to adaptation (BMDs, 2018). These amounts do not include co-financing from other institutions, public or private, and estimated at US \$ 68 billion for 2018. This is largely justified given the situation in the region in terms of vulnerability and contribution to GHG emissions.

The countries of the ECOWAS-CILSS zone benefited from pledges amounting to US \$ 2,493 million in 2018, i.e. around 6% of all funding from MDBs and 28% of funding that went to Africa sub-Saharan.

Over the 2015-2018 period, the first beneficiary countries are, in descending order, Nigeria, Senegal and Côte d'Ivoire. For 2018 alone, the same three countries are still in the lead, Côte d'Ivoire passing ahead of Senegal (Figure 11).

These three countries are among the 4 least vulnerable in the region (along with Ghana), according to the ND-GAIN 2017 vulnerability index (Figure 12). This illustrates the disparities between the 17 countries, but also and above all the paradox that the most vulnerable often have the greatest difficulty in mobilizing climate finance.

In general, resources remain well below the needs of the countries of the ECOWAS-CILSS zone. For example, the resources required to implement the NDC of Benin alone are estimated at nearly US \$ 12 billion, more than half of which is expected from development partners.



¹⁵ African Development Bank, Asian Development Bank, European Bank for Reconstruction and Development, European Investment Bank, Inter-American Development Bank Group, Islamic Development Bank and World Bank Group

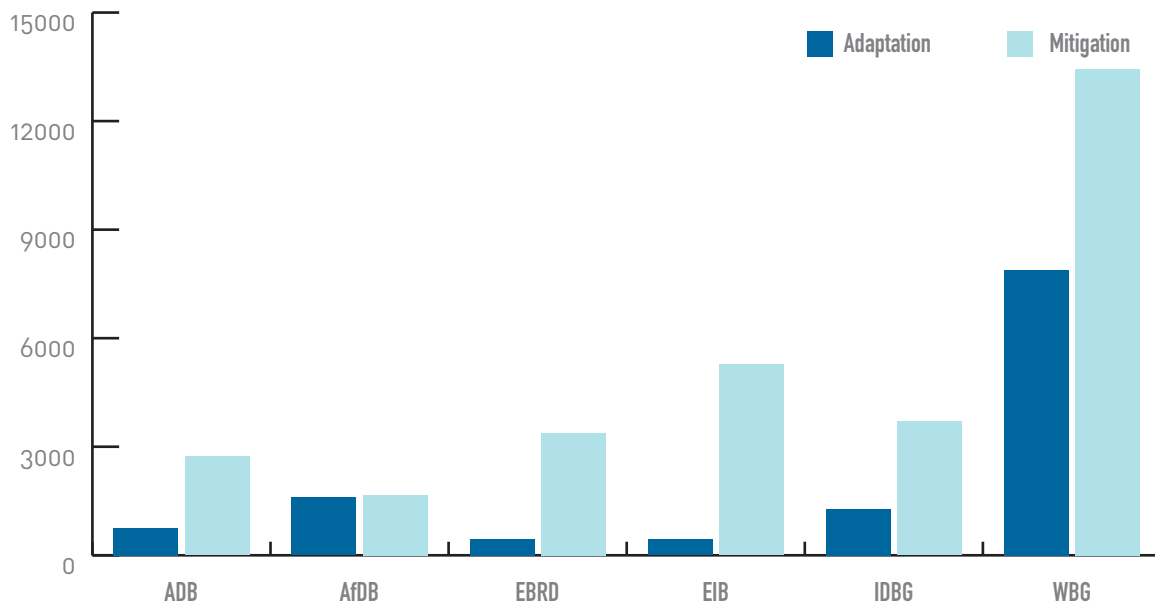
¹⁶ This partly includes resources from multilateral funds



04 MULTILATERAL FINANCIAL FLOWS TO WEST AFRICA

Climate financing from MDBs at global level (USD million) in 2018 (MDBs data, 2018)

Figure 9



Funding by region (%) in 2018 (Data : MDBs, 2018)

Figure 10

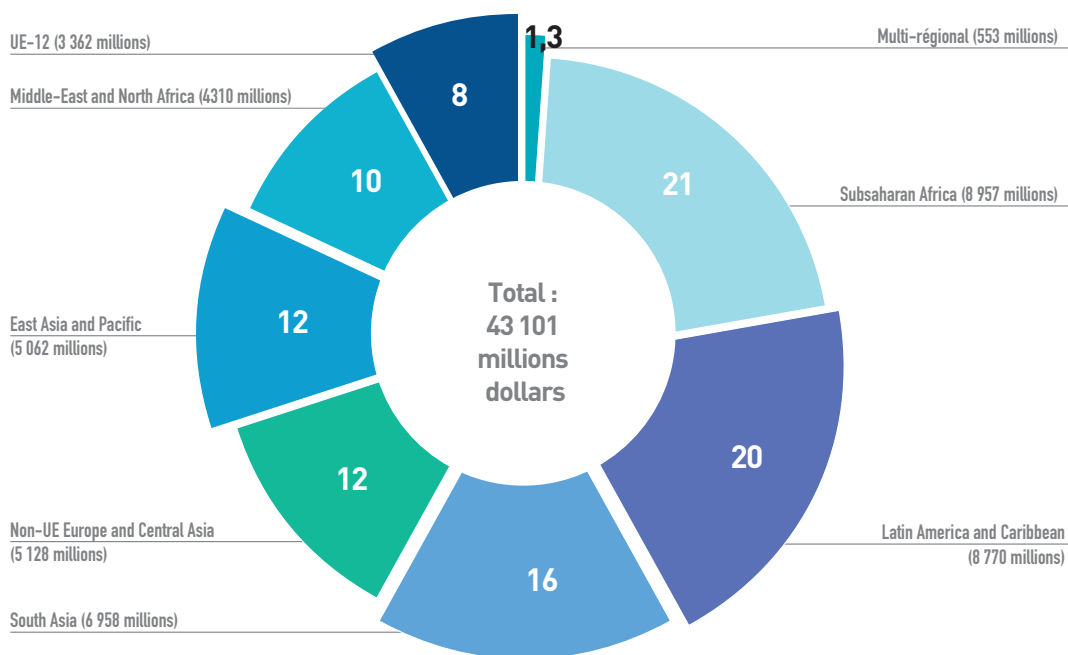




Figure 11

Climate financing from MDBs to West Africa between 2015 and 2018 (MDB data , 2018)

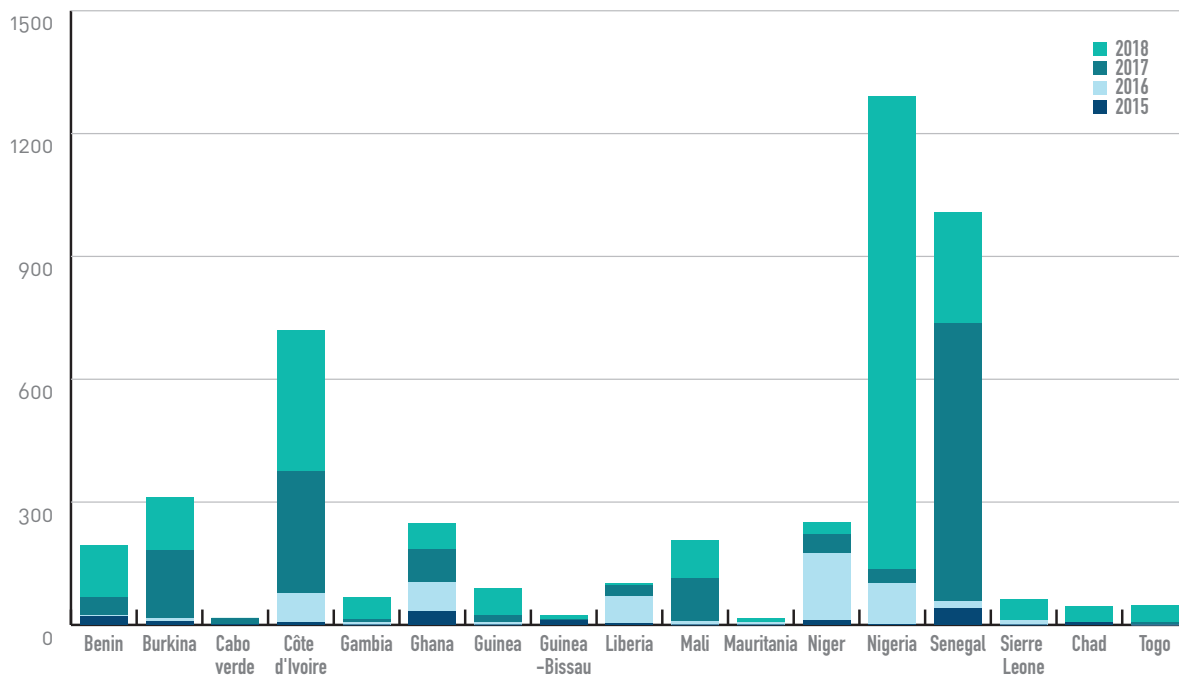
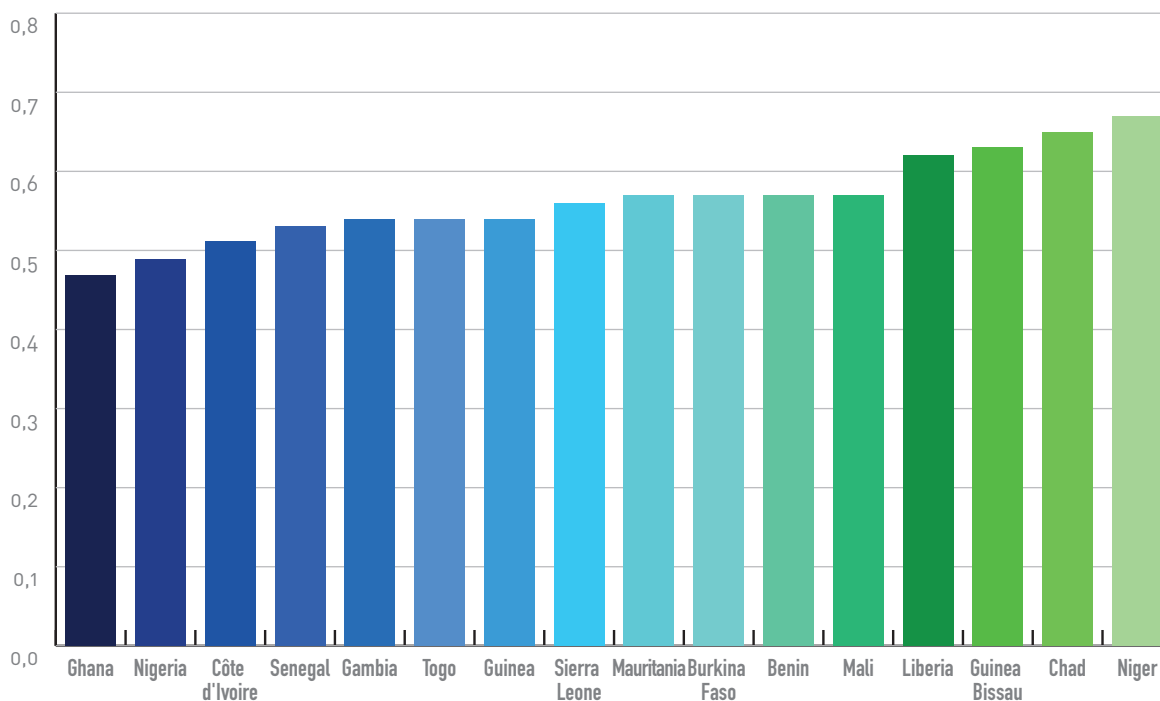


Figure 12

Ranking of ECOWAS-CILSS , according to ND-GAIN (Data ND GAIN 2017)

NB : Cabo Verde is not listed, due to lack of data





04 MULTILATERAL FINANCIAL FLOWS TO WEST AFRICA

4.4. GREEN CLIMATE FUND FINANCING FLOWS TO THE ECOWAS-CILSS ZONE

4.4.1. Presentation of the Green Climate Fund

The Green Climate Fund (GCF) was created in 2010 in Cancun (COP 16), and its governing instrument adopted in 2011 in Durban (COP 17). It is the main financial mechanism for the United Nations Framework Convention on Climate Change (UNFCCC) and it also serves the Paris Agreement, in the same way as the Global Environment Facility (GEF) and the Adaptation Fund.

GCF's mission is to promote a paradigm shift towards low-emission and climate-resilient development in developing countries and support the implementation of the Paris Agreement, taking into account the specific needs of developing countries particularly vulnerable to the adverse effects of climate change (decision B.12 / 20).

The GCF 2020-2023 Strategic Plan emphasizes the need to implement urgent and transformative solutions in order to limit global warming below 2 ° C compared to pre-industrial levels, to continue efforts to limit temperature increase to 1.5 ° C compared to pre-industrial levels. It also recognizes that it is imperative to invest more in climate to meet the ambitions defined by developing countries in the

Nationally Determined Contributions (NDCs), adaptation plans and national climate strategies, in particular using GCF resources to catalyze financing commensurate with the climate investment needs of developing countries.

The GCF channels its climate funds through a wide range of private, public, non-governmental, subnational, national, regional or international organizations. These, deemed to have a good potential to contribute to climate action, must be accredited by the GCF, i.e. demonstrate that they can comply with GCF requirements in terms of fiduciary management, environmental and social safeguard, as well as gender, with requirements differentiated according to the categories and budgets of projects managed. Once accredited, these organizations can submit climate projects to the GCF and will be responsible for supervising the implementation of these projects, if approved. The accreditation is valid for a fixed term of five years (Decision B.10/07). During this period, the GCF regularly monitors the accredited entity's compliance with the accreditation standards and its obligations. In order to be re-accredited, entities must demonstrate that their performance against the GCF requirements has been maintained or improved, at the risk of losing accreditation or being downgraded to lower categories.

There are two types of accredited entities, depending on the access modalities:

direct access entities and international access entities.

Direct access entities are subnational, national or regional organizations that must be nominated by Designated National Authorities (DNA) or Focal Points (FP) of developing countries. Direct access is an innovative modality designed to allow developing countries to take better ownership of climate finance and better integrate it into their national climate action plans. The list of GCF affiliated NDAs in the ECOWAS-CILSS zone is presented in Annex 2.

International access entities include United Nations Agencies, Multilateral Development Banks (MDBs), international financial institutions, regional institutions and NGOs. The GCF considers that these organizations have the scale and expertise necessary to manage climate change related issues, including when they are trans-boundary and crosscutting. International access entities do not need to be nominated by NDAs / FPs in developing countries.

As of today, there are 38 national direct access entities, 13 regional direct access entities and 37 international access entities (Figure 13). Direct access thus represents the majority of the portfolio of GCF accredited entities (58%), but international access remains predominant in volumes with 81% of funding approved until February 2019, i.e. \$ 4,092 million EU (Watson and Schalatek, 2019 (a)).



Figure 13

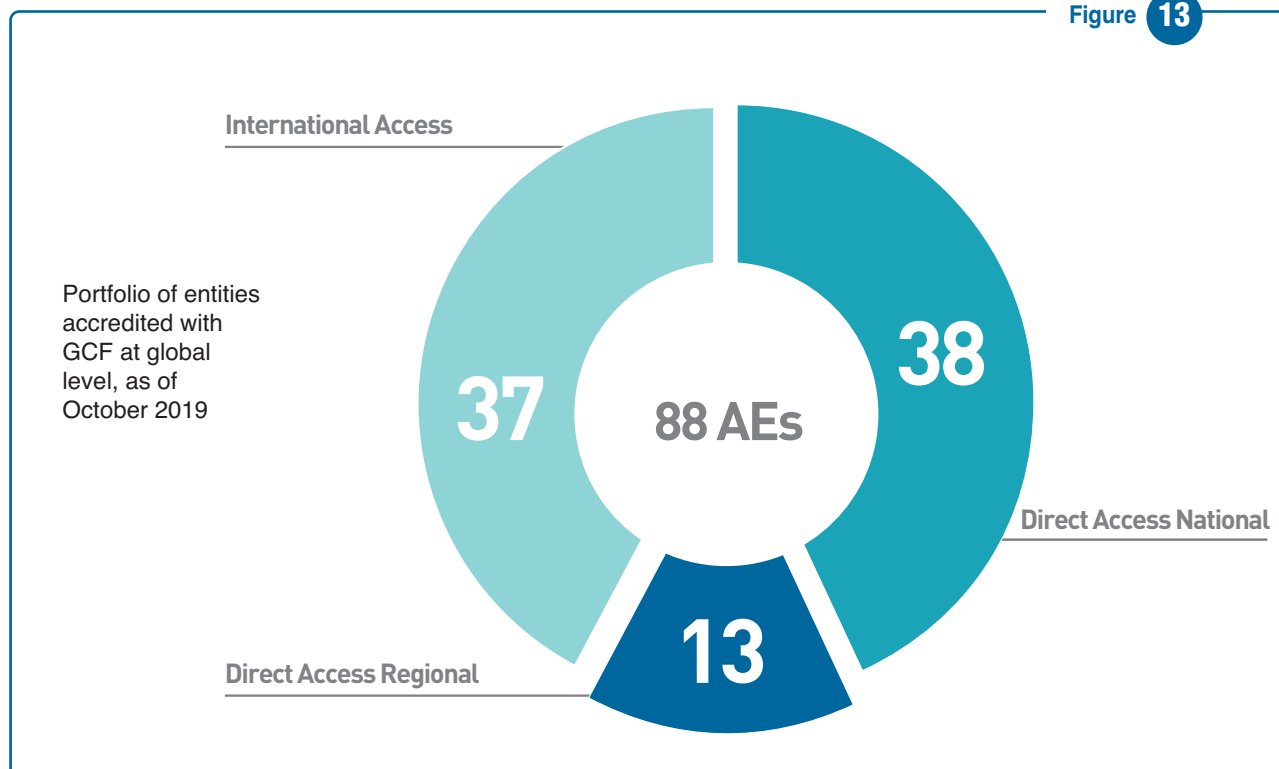


Table 2 Direct access entities of the GCF in Africa (GCF data, 2019)

Name	Country/ HQTRS	Access modality
Agence de Développement Agricole (ADA)	Morocco	Direct National
CDG Capital S.A. (CDG Capital)	Morocco	Direct National
Centre de Suivi Ecologique (CSE)	Senegal	Direct National
Environmental Investment Fund (EIF)	Namibia	Direct National
Ministry of Environment (formerly, Ministry of Natural Resources of Rwanda) (MoE (précédemment, MINIRENA))	Rwanda	Direct National
Ministry of Finance and Economic Cooperation of the Federal Democratic Republic of Ethiopia (MOFEC)	Ethiopia	Direct National
Ministry of Water and Environment of the Republic of Uganda (MWE)	Ouganda	Direct National
National Environment Management Authority of Kenya (NEMA)	Kenya	Direct National
Fonds National pour l'Environnement et le Climat (FNEC)	Benin	Direct National
South African National Biodiversity Institute (SANBI)	South Africa	Direct National
Attijari Wafa Bank (AWB)	Morocco	Direct Régional
Banque Ouest-Africaine de Développement (BOAD)	Togo	Direct Régional
Development Bank of Southern Africa (DBSA)	South Africa	Direct Régional
Observatoire du Sahara et du Sahel (OSS)	Tunisia	Direct Régional



04 MULTILATERAL FINANCIAL FLOWS TO WEST AFRICA

The GCF has 50 direct access entities, including 14 located in Africa and only 3 in the ECOWAS-CILSS zone :

- 02 national direct access entities : the Centre de Suivi Ecologique (CSE) of Senegal and the Fonds National pour l'Environnement et le climat (FNEC) of Benin ; and
- 01 regional direct access entity : the West African Development Bank (WADB) based in Togo (Table 2).

The table in Annex 3 presents the list of GCF accredited entities operating in the ECOWAS-CILSS zone¹⁷, with details of their accreditation categories and the status of their GCF project portfolios. The GCF has a “fit-for-purpose” ac-

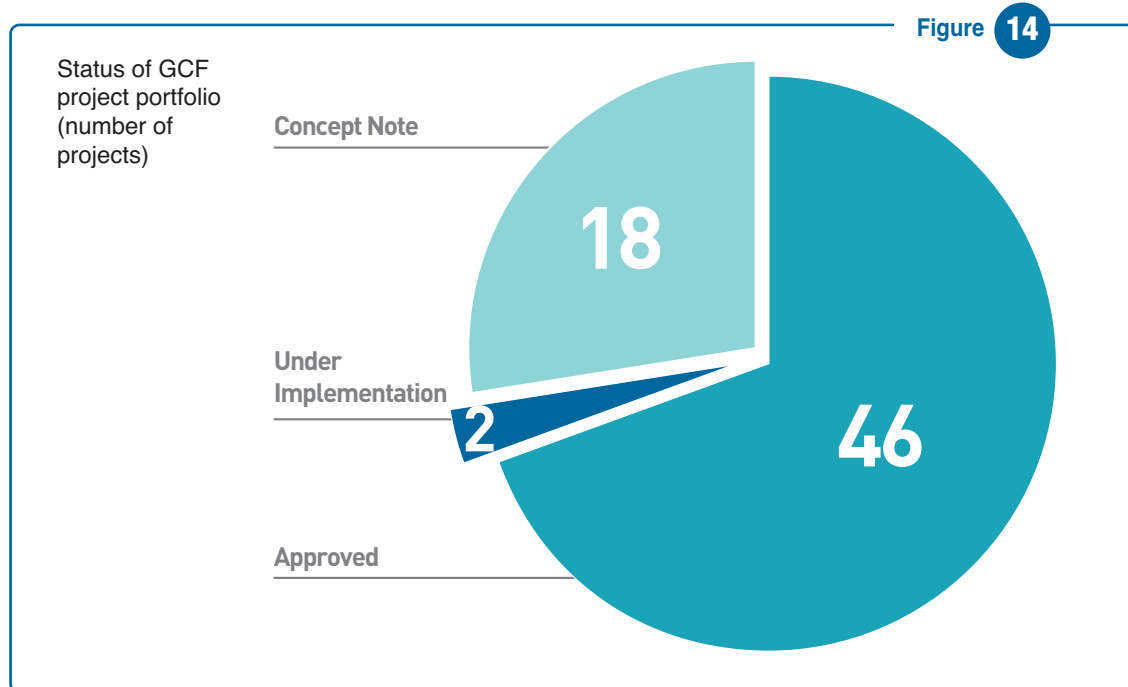
creditation strategy. Entities are thus accredited according to a certain number of criteria, based on their experience and their core business. Project proponents and NDAs should screen these intermediaries before choosing the one that is best suited to the size of the project, the level of environmental and social risk, the targeted financial instruments, but also the sector in which they have the best track-records depending on their mandate.

4.4.2. The portfolio of the Green Climate Fund

During its initial mobilization period (2014-2019), the GCF built at global level a portfolio of 124 projects with a total amount of US \$ 5.6 billion¹⁸, generating a total investment of US \$ 20.6 bil-

lion¹⁹ for the climate in 133 developing countries. About 24% of resources were allocated to adaptation, almost 42% to mitigation and 34% to cross-cutting activities (adaptation and mitigation). As of the end of August 2019, 60 projects worth US \$ 2.5 billion were being implemented in the world with GCF resources (GCF, 2019). In 2018, the GCF became the largest donor in sub-Saharan Africa, supplanting the LDCF (Watson and Schalatek, 2019 (a)).

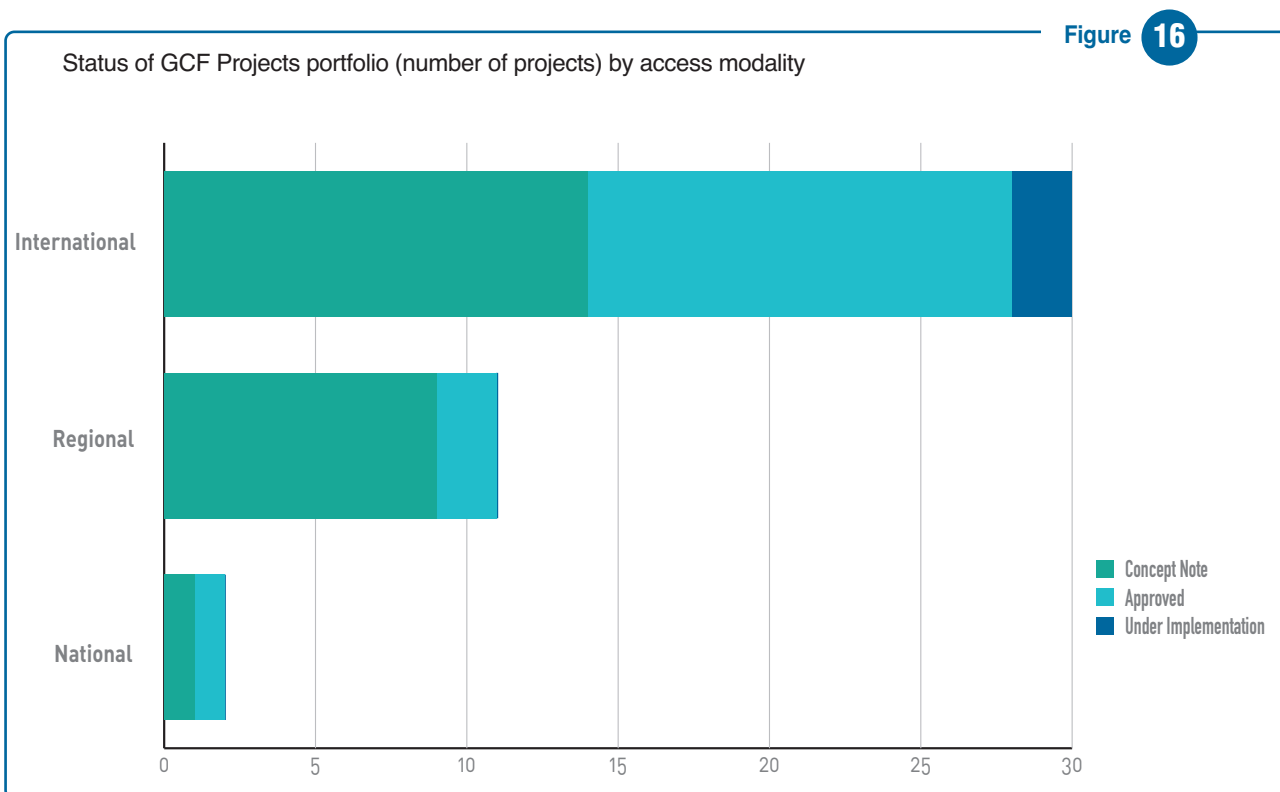
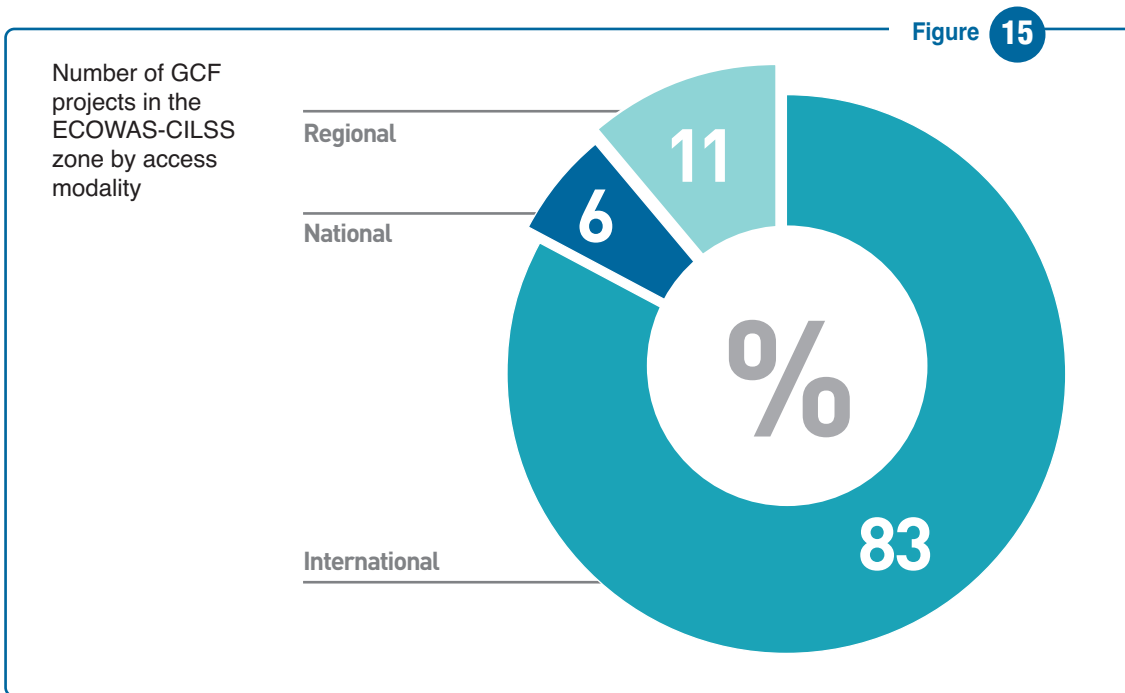
In the ECOWAS-CILSS zone, the GCF project portfolio currently includes 46 concept notes under submission (including 38 country-projects and 8 multi-country projects) and 20 approved projects, including only 2 under implementation (Figure 14).



¹⁷ Accredited entities with projects (concept note or funding proposal) submitted or approved by GCF, as of August 2019

¹⁸ Amounts assigned to projects on GCF equity by the Fund's board until 21 November 2019

¹⁹ Total of amounts approved for projects, including financing and co-financing





04 MULTILATERAL FINANCIAL FLOWS TO WEST AFRICA

The GCF has fairly rigorous project approval procedures in place. These procedures are regularly evaluated and reviewed with a view to simplification, without sacrificing the requirement for project quality. Similarly, legal post-approval arrangements take time and accredited entities and project sponsors need to be prepared for these delays.

The portfolio in the ECOWAS-CILSS zone is still largely dominated by international access which represents 83% of the projects approved yet, versus 11% by regional direct access, and 6% by national direct access (Figure 15).

This pre-eminence is found at all phases of the project cycle (Figure 16). The 2 projects whose implementation has started to date are operated by 2 international agencies, namely the French Development Agency (AFD) and the UN-Environment Program (UNEP).

The 20 projects approved, mostly public (11), represent a total of US \$ 3,8 billion, of which 31% from GCF resources and 69% in the form of co-financing (Figure 17). This shows the importance of co-financing in the strategy of the GCF, which places a strong emphasis on "blended financing" and the leverage effect of this funding modality.

It should be noted that only about 20 per cent of this amount (\$792 million) went to national projects, with the remainder being absorbed by multi-country projects. It is difficult to analyse multi-country flows from a national or regional perspective, as budgets are often not broken down by country and these projects cover countries, several of which are located outside the region.

In number, energy (8 projects) and agriculture (7 projects) are the main sectors financed, together accounting for three

quarters of the projects approved (Figure 18) in the ECOWAS-CILSS zone.

In volume terms, however, the energy sector alone accounted for more than two thirds of the financing, but only 8 ECOWAS-CILSS countries benefited from it, along with 36 others around the world: the large volume of resources mobilised (2.6 billion dollars) must be considered with caution, as the share actually invested in the zone is not easy to estimate. It is followed by the finance sector with almost a fifth of the funding (with a single project), destined for 17 countries, i.e. 5 in the ECOWAS-CILSS zone. The agricultural sector comes in third place with less than 4% of approved financing (Figure 19), but with 6 of the 7 beneficiary countries located in the ECOWAS-CILSS zone.

Figure 17

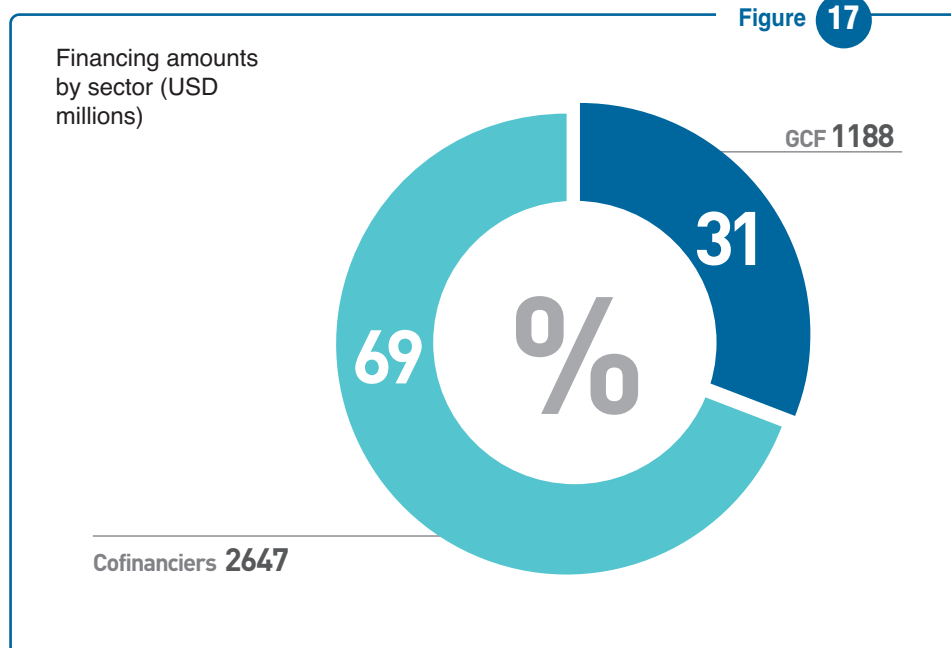




Figure 18

Number of projects funded by the GCF by sector

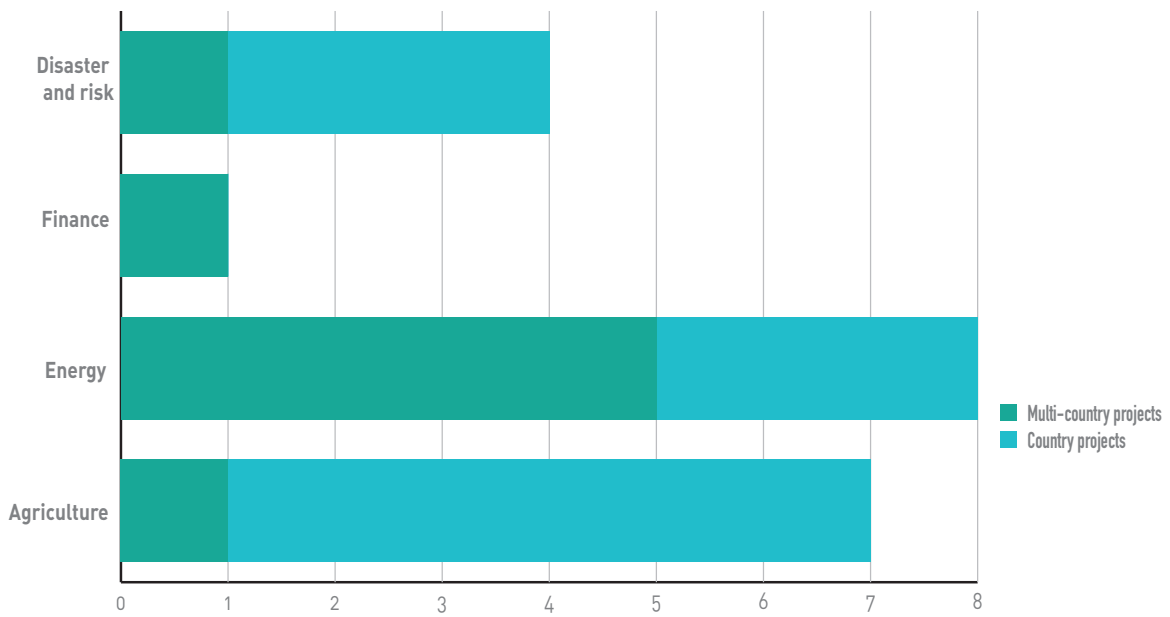
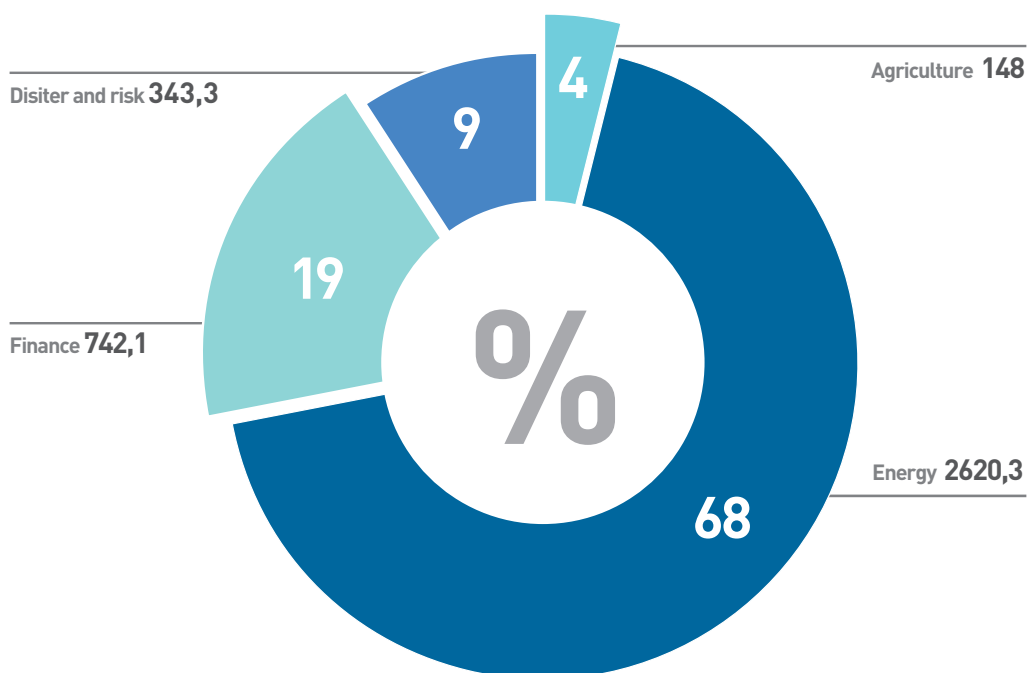


Figure 19

Financing amounts by sector (USD millions)





04 MULTILATERAL FINANCIAL FLOWS TO WEST AFRICA

More than two thirds of the approved funding went to mitigation activities, just over 6% to adaptation projects, and the remaining quarter to cross-cutting projects (Figure 20).

Slightly more than 95% of these resources were mobilized through multilateral agencies, 4,6% through regional agencies, and less than 1% through national entities (Figure 21).

This reality could evolve in the coming years, given the increase in the number of direct access entities with the recent accreditation of the FNEC of Benin, the ongoing candidature of the Agricultural Bank (BA) of Senegal, but also the announced candidatures of the ECOWAS

Bank for Investment and Development (EBID) and the CILSS et du CILSS.

The significant resources available through the GCF Readiness Program are expected to decisively strengthen the institutional and technical capacities of direct access entities. ECOWAS-CILSS countries received \$27.2 million readiness and preparatory support grants from the Green Climate Fund. However, the general configuration will remain the same for a long time, due to the size and experience of the multilateral entities which are reflected in their categories of accreditation, particularly in terms of project size and financial instruments.

4.4.3. Cofinancement et instruments financiers

The financial capacities of these multilateral institutions, their experience and the networks of partnerships built up over time explain their performance in terms of co-financing. In fact, more than 70% of the resources they have mobilized are in the form of co-financing, compared to 44% for regional entities and only 7% for national entities (Figure 22).

Analysis of the various financial instruments used reveals that equity financing has been the most used so far. This type of financing represents slightly more than 41% of financing, against 34% in the form of loans and 24% in grant form (Figure 23).

Figure 20

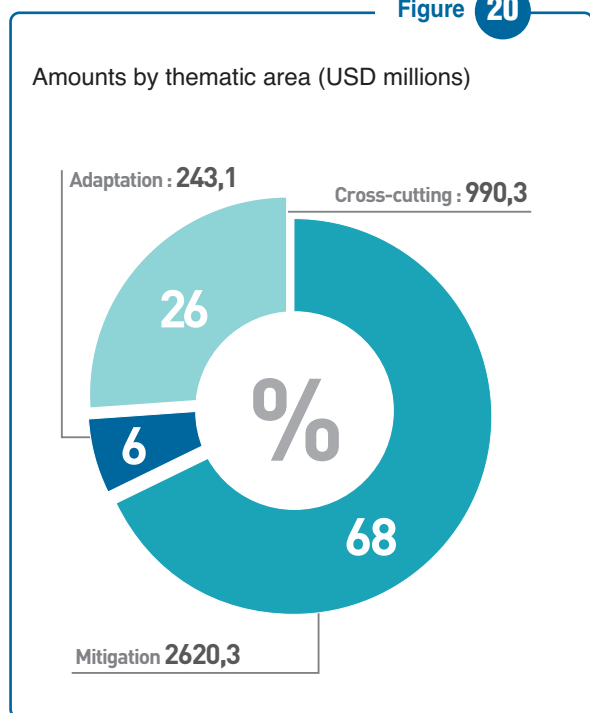


Figure 21

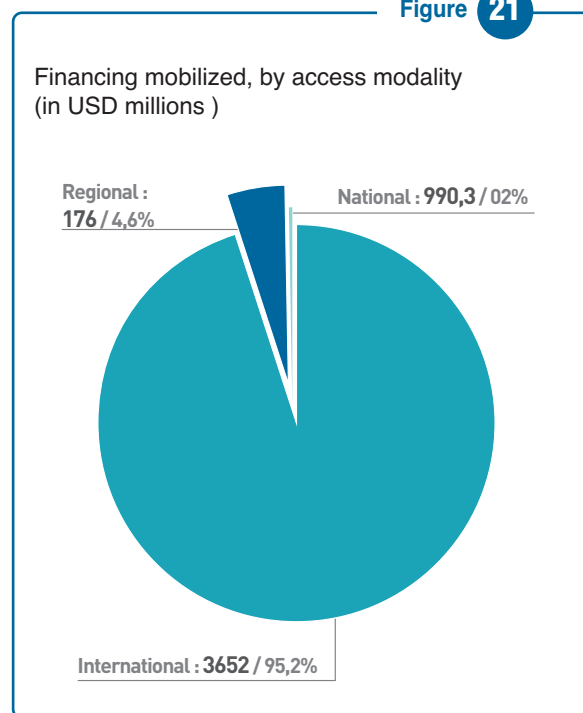




Figure 22

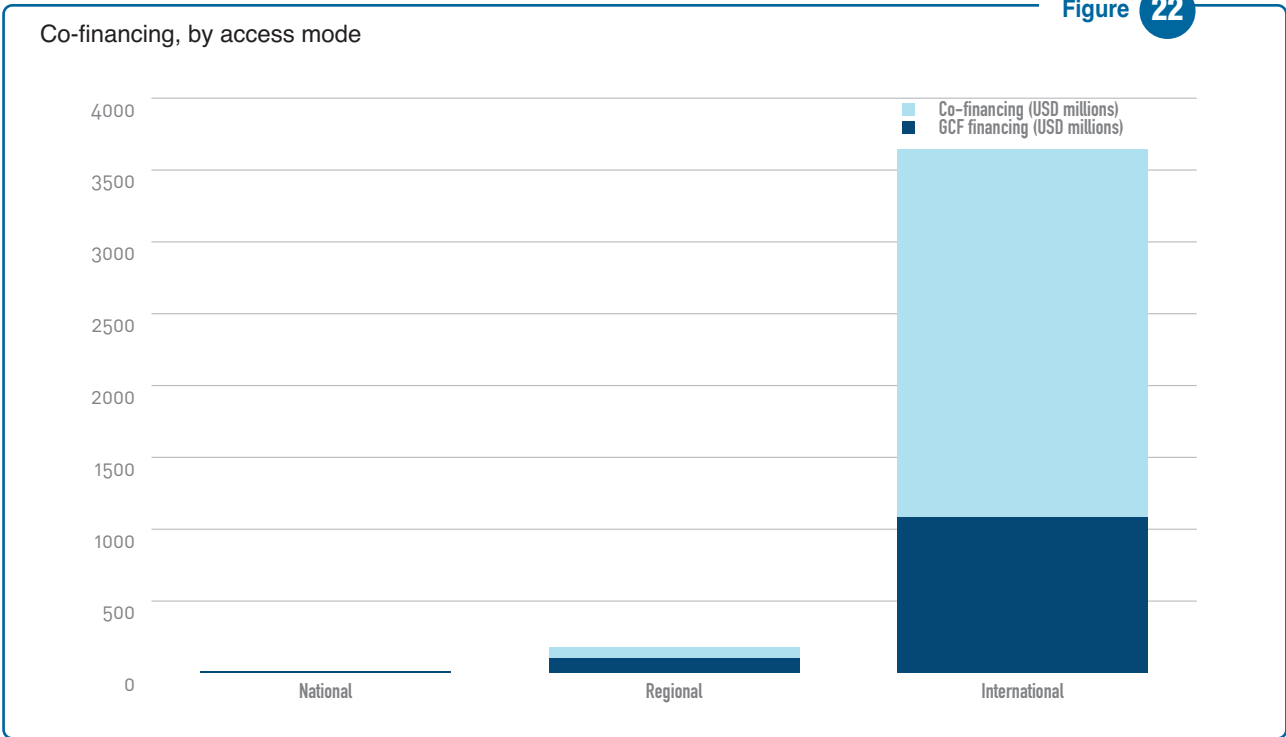
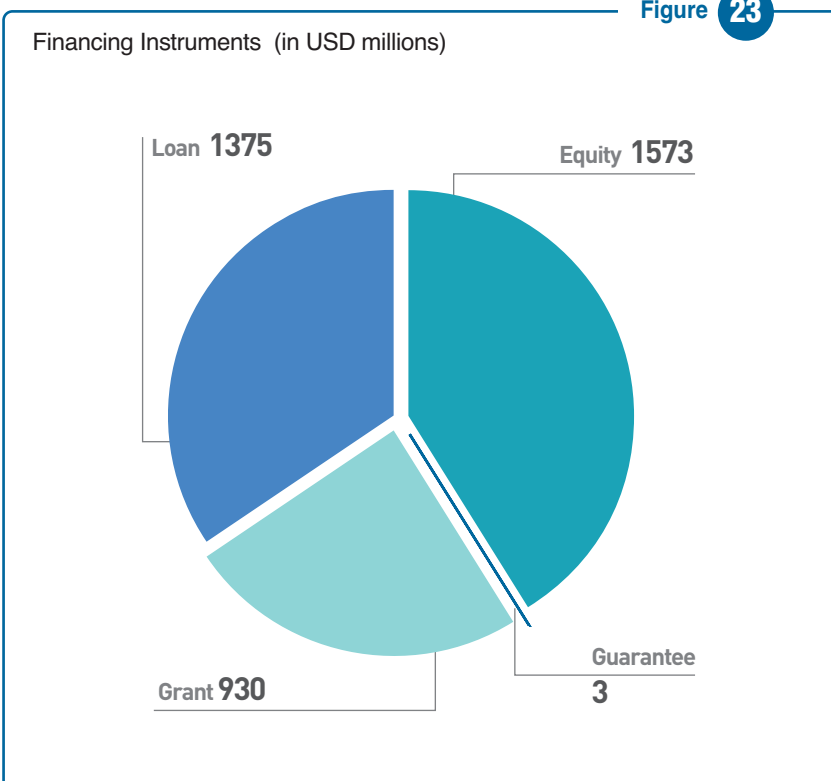


Figure 23





04 MULTILATERAL FINANCIAL FLOWS TO WEST AFRICA

The guarantee is not yet widely used as an instrument in the region (less than 1%), despite its great relevance for a sector like agriculture, in particular as a de-risking instrument. In fact, the three main barriers preventing financial service providers from lending to farmers and SMEs are: (i) inappropriate enabling environment (political and regulatory frameworks); (ii) exposure to specific agricultural risks; and (iii) high transaction costs (Sadler et al., 2016).

Multilateral entities operate with all of the GCF's financial instruments²⁰, with equity financing remaining predominant, followed by concessional lending. Regional direct access entities have so far operated with loans (around 96%) and grants. National direct access entities have so far only operated with the grant instrument (Figure 24).

This is explained, in part, by the fact that most of the national entities operational to date are entities with an environmental background in the broad sense. However, there are more and more national entities with a financial background that are embarking on the accreditation process. This is the case of the Banque Agricole (BA) of Senegal which is in phase 2 of the accreditation process. Through these entities, the countries of the region should be able to make better use of other financial instruments and mobilize larger volumes of financing through the national entities. Direct access in general and national direct access in particular are major innovations in the climate finance landscape. They offer countries the opportunity to take greater ownership of the implementation and funding of their projects and programs. However, direct access should be seen as an additional mean for channeling resources, not as a modality that re-

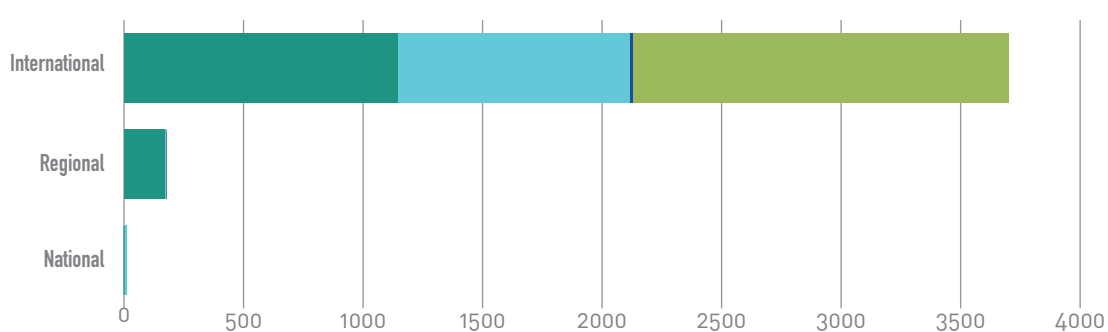
places international access. There are always areas in which international entities have added value that enables countries to mobilize more and even faster the resources they need to finance their climate-sensitive development priorities.

The analysis of donor financing shows that the most common instruments used so far for GCF financing on own resources are concessional loans (39%), followed by grants (31%). For the co-financing part, the most used instrument is equity (46%), followed by concessional loans with 32% (Figure 25). This illustrates the principle of mixed financing.

With the GCF's mandate to promote climate-sensitive development for developing countries, special attention should be paid to this predominance of the loan instrument at the expense of grants.

Figure 24

Financial instruments by access modality (USD millions)



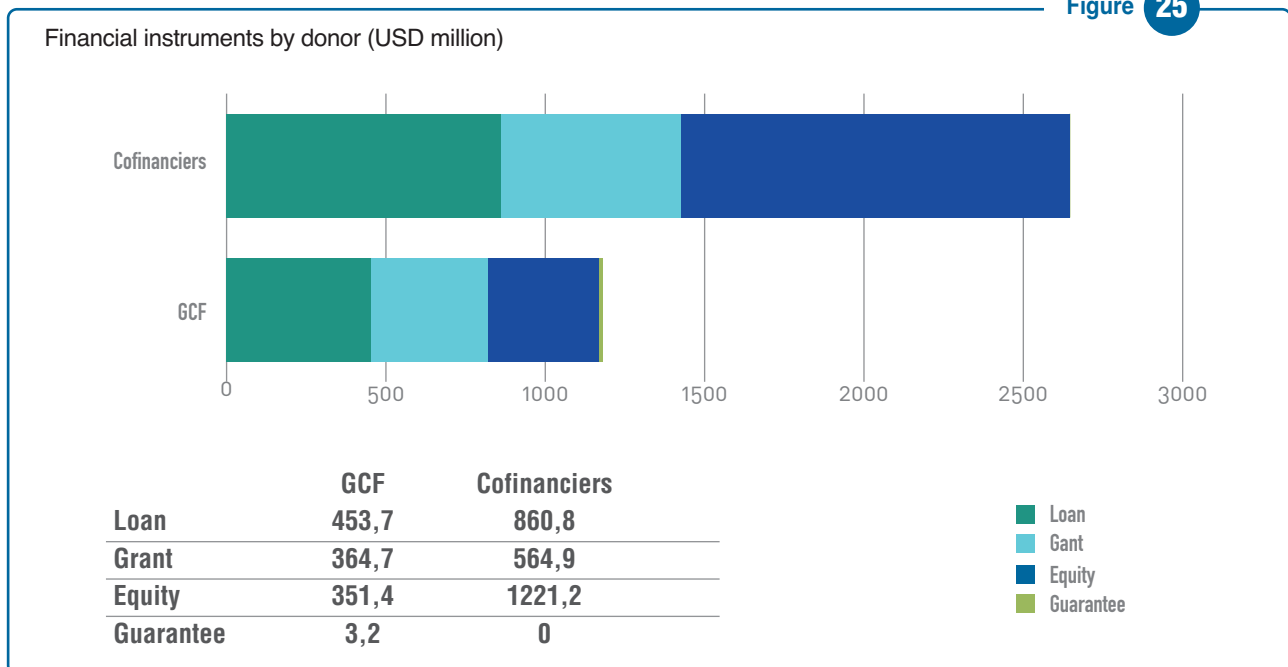
	National	Regional	International
Loan	0	168,7	114
Grant	8,7	7,5	913,4
Equity	0	0	3,2
Guarantee	0	0	1573

■ Loan
■ Grant
■ Equity
■ Guarantee

²⁰ Concessional loans, grant, guarantee and equity



Figure 25



4.5. PORTFOLIO OF THE ADAPTATION FUND IN THE ECOWAS-CILSS ZONE

The Adaptation Fund (AF) was established in 2001 by virtue of the Kyoto Protocol, under the United Nations Framework Convention on Climate Change (Decision 10 / CP.7). It was operationalized as a sequel to the Decisions taken at COP 13 in December 2007 in Bali (Indonesia). In 2008, the Board proposed the strategic priorities, policies and guidelines for the Adaptation Fund (decision B.3 / 7), which were then approved by the Parties at CMP4 (Decision 1 / CMP.4), indicating that the main objective of the Fund is to "... provide international funding to help developing countries undertake concrete adaptation projects / programs in accordance with their development needs, objectives and strategies" (AF, 2018). Like the GCF and the GEF, the AF serves as a financial

mechanism for the United Nations Framework Convention on Climate Change (UNFCCC) and also serves the Paris Agreement. As of 11 November 2019, the total amount of contributions²¹ to the Adaptation Fund amounted to US \$ 875.15 million.

Since 2010, the FA has committed US \$ 720 million for climate adaptation and resilience activities, in particular by supporting 100 concrete adaptation projects and 36 South-South cooperation and institutional support programs.

The Fund is financed by a share of 2% of the product of certified reductions in GHG emissions (CER), emitted within the framework of Clean Development Mechanism (CDM) projects and in part by government and private donors.

The resources of the AF are accessible through implementing entities which

must be accredited. The AF has introduced one of the most important innovations in the climate finance landscape, namely direct access. Countries can therefore access resources through a national or regional entity (direct access), but also through multilateral entities (international access). As of March 2019, there were 47 implementing entities including 12 multilateral entities (MIEs), 29 national entities (NIEs) and 6 regional entities (RIEs). Entities applying for accreditation with the AF must be nominated by the Designated Authorities of this Fund. The list of these AF Designated Authorities in the ECOWAS-CILSS zone is presented in Annex 2.

Similarly to the GCF, direct access has finished imposing itself as a reality in the climate finance landscape, representing almost two thirds of the AF implementing entities (Figure 26).

²¹ Including sales from certified GHG emission reduction units



04 MULTILATERAL FINANCIAL FLOWS TO WEST AFRICA

Figure 26

Portfolio of FA accredited entities at global level,
as of March 2019

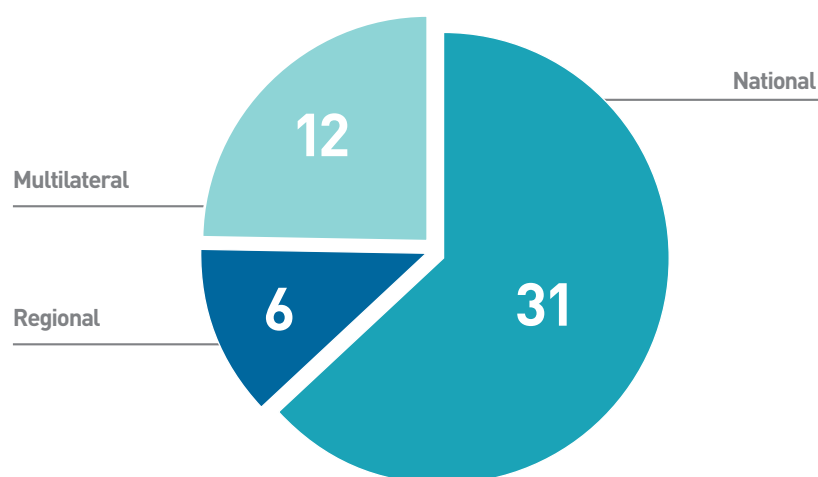


Table 3 AF Direct and regional access entities in Africa (AF data 2019)

Country/ Headquarters	Name	Access mode
Morocco	Agence de Développement Agricole (ADA)	Direct National
Senegal	Centre de Suivi Ecologique (CSE)	Direct National
Niger	Banque Agricole du Niger (BAGRI)	Direct National
Namibia	Desert Research Foundation of Namibia (DRFN)	Direct National
Rwanda	Ministry of Environment (formerly, Ministry of Natural Resources of Rwanda) (MoE (précédemment, MINIRENA))	Direct National
Ethiopia	Ministry of Finance and Economic Cooperation of the Federal Democratic Republic of Ethiopia (MOFEC)	Direct National
Ouganda	Ministry of Water and Environment of the Republic of Uganda (MWE)	Direct National
Kenya	National Environment Management Authority of Kenya (NEMA)	Direct National
Benin	Fonds National pour l'Environnement et le Climat du Benin (FNEC)	Direct National
South Africa	South African National Biodiversity Institute (SANBI)	Direct National
Togo	Banque Ouest Africaine de Développement (BOAD)	Direct Regional
Tanzania	National Environment Management Council (NEMC)	Direct National
Tunisia	Observatoire du Sahara et du Sahel OSS)	Direct Regional



Of the 37 entities with direct and regional access to the AF, 13 are located in Africa and 4 in the ECOWAS-CILSS zone (Table 3) :

- Three entities with national direct access: the Centre de Suivi Ecologique (CSE) of Dakar, the Banque Agricole of Niger (BAGRI), the Fonds National pour l'Environnement of Benin (FNEC) ; and
- One entity with regional access : the West African Development Bank (BOAD), based in Togo.

The list of AF accredited entities operating in the ECOWAS-CILSS is shown in Annex 4.

The AF portfolio in Africa is composed of 34 projects, 22 Readiness grant and 1 scale-up grant, totalling USD 283 964 200.

The flow of resources from the AF to the ECOWAS-CILSS zone now extends to US \$ 98.3 million, or almost 35% of AF flows to Africa. More than half of these resources (57%) were mobilized through direct access (11%) or regional (46%) entities (Figure 27). The ECOWAS-CILSS zone is thus distinguished from the situation at the Africa region taken globally, and at the global level with respectively 54% and 57% of resources mobilized by the multilateral entities.

This indicates the performance of the regional entity (BOAD) which mobilized a little over 46% of resources, but also that of the national entity of Senegal (CSE)

which mobilized all the amount available for the country and is very active on the AF Readiness program.

The agricultural sector received the most funding (46%), followed by disaster risk reduction (20%), (Figure 28).

South-South cooperation is very dynamic in the Region, with dynamic and continuous exchanges between direct access entities. To date, 10²² out of the 17 countries of the ECOWAS-CILSS zone have benefited from the resources of the AF Readiness Program to the cumulative amount of US \$ 482,694, for capacity-building activities of national and regional institutions to prepare accreditation and then receive and manage funding for climate action.

Figure 27

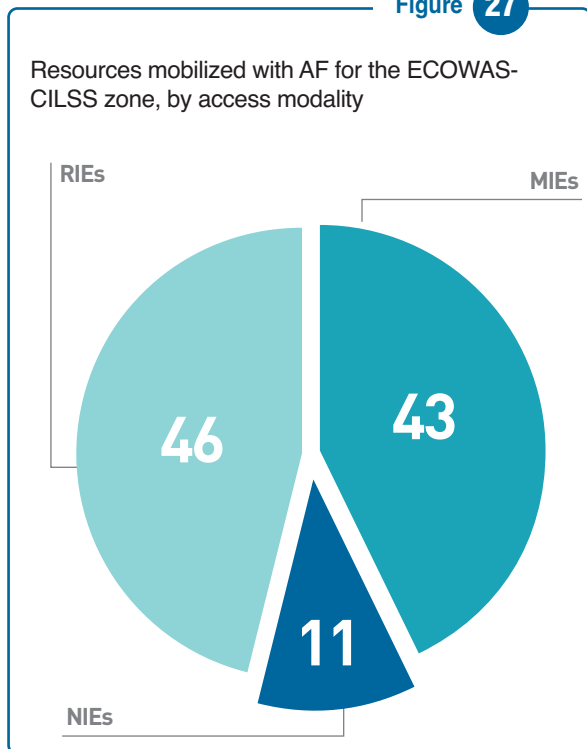
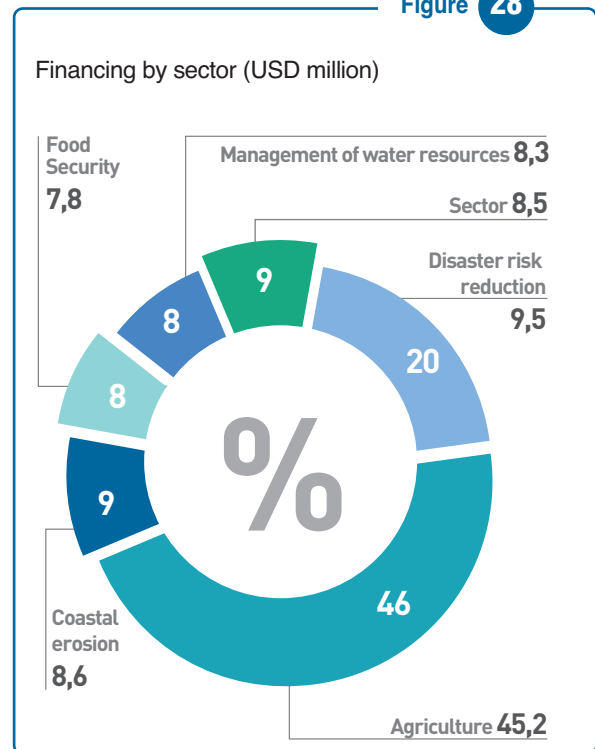


Figure 28



²² Benin, Cabo Verde, Côte d'Ivoire, Guinée, Mali, Niger, Sierra Leone, Sénégal, Tchad, Togo

05

CONCLUSIONS AND RECOMMENDATIONS





From 2003 to 2019, the countries of the ECOWAS-CILSS zone mobilized US \$ 1,377 million from multilateral climate funds, mostly for adaptation actions and with the LDCF as the main donor, followed by the GEF through its various replenishments (GEF 1 to 6).

The MDBs also make a very significant contribution to financing climate action in these countries. In fact, in 2018 alone, these countries benefited from commitments to the tune of US \$ 2,493 million from the MDBs²³, i.e. around 6% of all the funding from the MDBs and 28% of the funding which went to sub-Saharan Africa.

Financial resources for climate action are therefore available and increasing. The ECOWAS-CILSS zone is among the best in Africa in terms of mobilizing funding. However, there are great disparities between countries in the Region and there is a need to better target capacity building actions, but also to further support South-South cooperation actions. Capacity building initiatives abound throughout the region, with measurable impacts and benefits not always commensurate with the investments. These actions should be complemented by longer-term mentoring to allow time to translate progress in terms of capacity into concrete achievements.

Furthermore, the resources mobilized remain far below the needs expressed by the countries, particularly in view of the commitments made through the Paris Agreement. For the resources available at the international level, mobilization capacities constitute a major

challenge for the region, while domestic financing is still very modest, in spite of the initiatives developed here and there, in particular with the establishment of national climate funds. At the regional level, ECOWAS recently launched a mixed financing mechanism, aimed at promoting climate-smart agriculture and resilient supply chains in the 15 countries of West Africa, by providing technical assistance grants and subsidized rate loans, guarantees and equity financing for smallholder organizations and agricultural enterprises. It is the West African Initiative for Climate Smart Agriculture (WAICSA) which received endorsement in September 2019 from the Global Innovation Lab for Climate Finance. The participation of donors, public and especially private, will be decisive for the success of this initiative.

The GCF and the AF generate great enthusiasm, often tempered by the complexity (perceived or real) and the length of their procedures. The region has so far been able to mobilize \$ 3.8 billion of investments through projects approved by the GCF (of which 1/3 financed directly by the Fund, the other 2 thirds being mobilized by other donors, national budgets or private investment) and about \$ 98 million from the AF. With these two mechanisms, direct access has become established as a good practice in the climate finance landscape. In fact, 5% of the resources mobilized from the GCF are mobilized through direct access entities, around 54% for the resources mobilized with the AF. However, particularly with regard to GCF, the vast majority of flows are multi-country projects, often with a majority of countries outside the region, making it difficult to

analyse them from a country or regional perspective. Beyond that, the NDAs seem to have less control and mastery over multi-country projects (especially global projects), especially in implementation. There is a need to rethink the funding strategy for this type of project, giving priority to regional (or even sub-regional) projects, covering countries sharing similar realities and challenges, and ensuring a clear and transparent distribution of resources.

In the GCF portfolio in the region, the most funded sectors are agriculture and energy, when considering the number of projects. However, when considering volumes, two thirds of the funding went to energy and mitigation: the thematic balance between adaptation and mitigation is therefore not yet achieved in the region.

Beyond the issue of mobilization, it would be appropriate to analyze the relevance of the projects, the extent to which they meet national needs and priorities and are aligned with country programs and INDCs / NDCs. The use of these resources also deserves to be better monitored, in particular through the implementation of more formal and more inclusive accountability frameworks.

In the agricultural sector, which still employs the vast majority of populations, risk mitigation instruments have yet to be fully exploited, particularly with GCF funding. Also, the countries of the ECOWAS-CILSS region would do well to prepare for future actions and flows linked to WIM²⁴, in particular towards insurance companies.

²³ Bénin, Cap-Vert, Côte d'Ivoire, Guinée, Mali, Niger, Sierra Léone, Sénégal, Tchad, Togo

²⁴ Own resources and external resources channelled through them



BIBLIOGRAPHICAL REFERENCES

AF, 2018. Medium-Term Strategy 2018-2022.

Carvalho A. P. and Terpstra P., 2015. Tracking adaptation finance, an approach for civil society organizations to improve accountability for climate change adaptation. Oxfam America Inc. and World Resources Institute

CPI, 2018. Global Climate Finance: An Updated View 2018
CPI (Climate Policy Initiative), 2015. Global Landscape of Climate Finance 2015 Report.

<http://climatepolicyinitiative.org/publication/global-landscape-of-climate-finance-2015/>

GCF, 2019 (b). The Strategic Plan for the GCF 2020–2023

Hannah Ritchie and Max Roser, 2019. "CO₂ and Greenhouse Gas Emissions". Published online at OurWorldInData.org. Retrieved from: '<https://ourworldindata.org/co2-and-other-greenhouse-gas-emissions>' [Online Resource]

Hoegh-Guldberg et al., The human imperative of stabilizing global climate change at 1.5°C. *Science* 365, 1263 (2019).

IPCC, 2018: Global warming of 1.5°C. An IPCC Special Report on the impacts of global warming of 1.5°C above pre-industrial levels and related global greenhouse gas emission pathways, in the context of strengthening the global response to the threat of climate change, sustainable development, and efforts to eradicate poverty

Kairé et al., 2015. Enjeux des mécanismes de financement de l'adaptation au changement climatique pour les MDBs, 2018. Joint report on Multilateral Development Banks' climate finance climatique pour l'Afrique de l'Ouest. Semaine du Sahel et de l'Afrique de l'Ouest – Expo 2015.

MDBs, 2019. 2018 Joint report on Multilateral Development Banks' climate finance

Nations Unies, 2015. Transformer notre monde : le programme de développement durable à l'horizon 2030.

OECD (2019), Climate Finance Provided and Mobilised by Developed Countries in 2013-17, OECD Publishing, Paris, <https://doi.org/10.1787/39faf4a7-en>

Sadler, Marc Peter; Millan Arredondo, Alberto; Swann, Stacy A.; Vasileiou, Ioannis; Baedeker, Tobias; Parizat, Roy; Germer, Leah Arabella; Mikulcak, Friederike. 2016. Making climate finance work in agriculture (English). Washington, D.C.: World Bank

Group. Accessible via : <http://documents.worldbank.org/curated/en/986961467721999165/Making-climate-finance-work-in-agriculture>

UNEP, 2011. Livelihood Security. Climate Change, Migration and Conflict in the Sahel

University of Notre Dame, 2019. Notre Dame Global Adaptation Initiative 2017 (<https://gain.nd.edu/our-work/country-index/>)

Watson C. et Schalatek L., 2019 (a). The Green Climate Fund just became the top contributor of funding to developing countries: do we know the money is being spent well? March 8, 2019. Blogs Clean Technology Fund, Green Climate Fund, Small island developing state and Sub-Saharan Africa. Overseas Development Institute (ODI) and Heinrich Böll Stiftung (HBS). Accessible via le lien <https://climatefundupdate.org/news/the-green-climate-fund-just-became-the-top-contributor-of-funding-to-developing-countries-do-we-know-the-money-is-being-spent-well/>

Watson C. et Schalatek L., 2019 (b). Architecture du financement climatique mondial. Fondamentaux du financement climatique 2, février 2019. Overseas Development Institute (ODI) and and Heinrich Böll Stiftung (HBS).

Watson et al., 2017. 10 Things to know about climate finance 2017. Overseas Development Institute (ODI) and and Heinrich Böll Stiftung (HBS).

World Bank, 2009. Agriculture, value added (percentage of GDP). Retrieved May 2011 from <http://data.worldbank.org/indicator/NV.AGR.TOTL.ZS>

World Meteorological Organization, 2019. The Global Climate in 2015-2019

Webographie :

AF website <https://www.adaptation-fund.org/about/>

Climate Finance Update, 2019. <https://climatefundupdate.org/>

GCF website <https://www.greenclimate.fund/gcf101>

OECD website <https://www.oecd.org/environment/climate-finance-provided-and-mobilised-by-developed-countries-in-2013-17-39faf4a7-en.htm>

World Bank Website www.ebrd.com/2018-joint-report-on-mdbs-climate-finance



ANNEXES



ANNEXS

ANNEX 1 : LIST OF COUNTRY PROJECTS FINANCED BY MULTILATERAL MECHANISMS IN THE ECOWAS-CILSS ZONE COUNTRIES (UNTIL FEBRUARY 2019)

Country	Project title	Fund	Theme / Objective (mitigation, REDD+, adaptation, multiple-CFU Categories)	Amount of Funding Approved (USD millions)	Disbursed (USD millions)
Bénin	Projet d'Appui au Développement du Maraîchage au Bénin (PADMAR)	ASAP	Adaptation	4,5	0,4
Bénin	Adaptation of Cotonou Lagoon ecosystems and human communities to sea level rise and extreme weather events impacts (project formulation grant)	AF	Adaptation	0	0
Bénin	Technical Assistance Grant for ESP (Readiness support package)	AF	Adaptation	0	0
Bénin	Adaptation to climate change in Benin - Providing a reliable base mapping and fighting floods by preserving and developing gallery forests	GCCA	Adaptation	9	2,9
Bénin	Flood Control and Climate Resilience of Agriculture Infrastructures in Oueme Valley- Benin	LDCF	Adaptation	7,2	7,2
Bénin	Integrated Adaptation Programme to Combat the Effects of Climate Change on Agricultural Production and Food Security	LDCF	Adaptation	3,1	3,2
Bénin	Project for the Elaboration of the National Programme of Action for Adaptation for Climate Change (NAPA)	LDCF	Adaptation	0,2	0,2
Bénin	Strengthening Climate Information and Early Warning Systems in Western and Central Africa for Climate Resilient Development and Adaptation to Climate Change - Benin	LDCF	Adaptation	4	4
Bénin	Strengthening the Resilience of Rural Livelihoods and Sub-national Government System to Climate Risks and Variability in Benin	LDCF	Adaptation	4,5	
Bénin	SPWA-CC: Benin Energy Efficiency Program	GEF4	Mitigation - General	1,8	1,8
Bénin	Promotion of Sustainable Biomass-based Electricity Generation in Benin	GEF5	Mitigation - General	3,9	
Bénin	Improving Mobility in Parakou	GEF6	Mitigation - General	1,8	1,8
Bénin	Sustainable Forest Management and Conservation Project in Central and South Benin	GEF6	Mitigation - REDD	2,6	
Bénin	Preparation of Benin's First Biennial Update Report (BUR1) to UNFCCC	GEF5	Multiple Foci	0,4	0,4
Bénin	Readiness program support	GCF	Multiple foci	0,2	
Bénin	Strengthening the Resilience of the Energy Sector in Benin to the Impacts of Climate Change	LDCF	Multiple foci	8	
Burkina Faso	Integrated and Sustainable Management of PONASI Protected Area Landscape	GEF6	Adaptation	5,3	
Burkina Faso	(FP074) Africa Hydromet Program - Strengthening Climate Resilience in Sub Saharan Africa: Burkina Faso Country Project	GCF	Adaptation	22,5	
Burkina Faso	Adapting Natural Resource Dependent Livelihoods to Climate induced Risks in Selected Landscapes in Burkina Faso: the Boucle du Mouhoun Forest Corridor and the Mare d'Oursi Wetlands Basin	LDCF	Adaptation	7	7,1
Burkina Faso	Climate Resilience in the Nakambe Basin	LDCF	Adaptation	8,8	
Burkina Faso	Integrating Climate Resilience into Agricultural and Pastoral Production for Food Security in Vulnerable Rural Areas Through the Farmers Field School Approach.	LDCF	Adaptation	3,8	3,8
Burkina Faso	National Adaptation Program of Action	LDCF	Adaptation	0,2	0,2
Burkina Faso	Promoting Index-based Weather Insurance for Small Holder Farmers in Burkina Faso	LDCF	Adaptation	4,5	
Burkina Faso	Strengthening Adaptation Capacities and Reducing the Vulnerability to Climate Change in Burkina Faso	LDCF	Adaptation	2,9	3



Country	Project title	Fund	Theme / Objective (mitigation, REDD+, adaptation, multiple-CFU Categories)	Amount of Funding Approved (USD millions)	Disbursed (USD millions)
Burkina Faso	Strengthening Climate Information and Early Warning Systems in Western and Central Africa for Climate Resilient Development and Adaptation to Climate Change - Burkina Faso	LDCF	Adaptation	4	4
Burkina Faso	Promoting Energy Efficiency Technologies in Beer Brewing Sector in Burkina Faso (Project Preparation Grant)	GEF4	Mitigation - General	0,4	0,4
Burkina Faso	SPWA-CC Promotion of Jatropha Curcas as a resource of Bioenergy in Burkina-Faso	GEF4	Mitigation - General	1,3	1,3
Burkina Faso	SPWA-CC: Ouagadougou Transport Modal Shift	GEF4	Mitigation - General	0,9	0,9
Burkina Faso	(FP093) Yeleen Rural Electrification Project in Burkina Faso	GCF	Mitigation - General	27,7	
Burkina Faso	Readiness Fund Grant	FCPF-RF	Mitigation - REDD	6,9	2
Burkina Faso	Readiness preparation grant	FCPF-RF	Mitigation - REDD	3,8	0,5
Burkina Faso	Climate change mitigation and poverty reduction through the development of the cashew sector in Burkina Faso Part of: Private Sector Set-Asides	FIP	Mitigation - REDD	4	0,1
Burkina Faso	Decentralized Forest and Woodland Management	FIP	Mitigation - REDD	16,5	2,3
Burkina Faso	Dedicated Grant Mechanism for Indigenous Peoples and Local Communities	FIP	Mitigation - REDD	4,5	1,9
Burkina Faso	Gazetted Forests Participatory Management Project for REDD+ (PGFC/REDD+)	FIP	Mitigation - REDD	11,5	4,6
Burkina Faso	Climate governance and sustainable decentralised forest management in Burkina Faso	GCCA	Mitigation - REDD	9	4,5
Cap-Vert	Rural Socio-Economic Opportunities Programme	ASAP	Adaptation	4	0
Cap-Vert	South-South Cooperation Grant (Readiness support package)	AF	Adaptation	0,1	0,1
Cap-Vert	Sustainable Energy Access to Manage Water Resources: Addressing the Energy-water Nexus	GEF6	Adaptation	1,8	
Cap-Vert	Building Adaptive Capacity and Resilience to Climate Change in the Water Sector in Cape Verde	LDCF	Adaptation	3	3,1
Cap-Vert	Preparation of a National Adaptation Programme of Action	LDCF	Adaptation	0,2	0,2
Cap-Vert	SPWA-CC Promoting market-based development of small to medium scale renewable energy systems in Cape Verde.	GEF4	Mitigation - General	1,7	1,7
Cap-Vert	Cape Verde Appliances Building Energy-Efficiency Project (CABEEP)	GEF5	Mitigation - General	1,9	1,9
Cap-Vert	Building adaptive capacity and resilience of the forestry sector in Cape Verde	GCCA	Multiple foci	6,3	
Tchad	Projet d'amélioration de la résilience des systèmes agricoles au Tchad (PARSAT)	ASAP	Adaptation	5	1,1
Tchad	South-South Cooperation Grant (Readiness support package)	AF	Adaptation	0,1	0,1
Tchad	Tchad National Adaptation Plan	LDCF	Adaptation	11,6	
Tchad	Community-based Climate Risks Management in Tchad	LDCF	Adaptation	5,3	
Tchad	Enhancing the Resilience of the Agricultural Ecosystems	LDCF	Adaptation	7,3	7,3
Tchad	Préparation du Programme d'Action National pour l'Adaptation aux Changements Climatiques (NAPA)	LDCF	Adaptation	0,2	0,2
Tchad	Strengthening agro-ecosystems' adaptive capacity to climate change in the Lake Tchad Basin (Lac, Kanem, Bahr El Ghazal, and part of the Hadjer-Lamis region)	LDCF	Adaptation	4,1	
Tchad	Strengthening Agro-ecosystems' Adaptive Capacity to Climate Change in the Lake Chad Basin (Lac, Kanem, Bahr El Ghazal, and Part of the Hadjer-Lamis Region)	LDCF	Adaptation	4,1	
Tchad	SPWA-CC Promoting renewable energy based mini-grids for rural electrification and productive uses	GEF4	Mitigation - General	1,8	1,8



ANNEXS

Country	Project title	Fund	Theme / Objective (mitigation, REDD+, adaptation, multiple-CFU Categories)	Amount of Funding Approved (USD millions)	Disbursed (USD millions)
Tchad	Promoting Energy Efficient Cook Stoves in Micro and Small-scale Food Processing Industries	GEF5	Mitigation - General	0,7	0,7
Tchad	Alliance Mondiale contre le Changement Climatique AMCC au Tchad - Adaptation aux effets du changement climatique et développement des énergies renouvelables	GCCA	Multiple foci	9	0,8
Tchad	Restoring Ecological Corridors in Western Chad for Multiple Land and Forests Benefits - RECONNECT	GEF6	Multiple Foci	5,4	
Côte d'Ivoire	West&North West Regions Agricultural Production & Marketing Support Project (PROPACOM)	ASAP	Adaptation	7	0,7
Côte d'Ivoire	South-South Cooperation Grant (Readiness support package)	AF	Adaptation	0,1	0,1
Côte d'Ivoire	SPWA-CC Promoting Renewable Energy-based Grids in Rural Communities for Productive Uses (Project Preparation Grant)	GEF4	Mitigation - General	0,9	0,9
Côte d'Ivoire	SPWA-CC Promotion of Energy Efficiency Lighting in Public, Commercial and Residential Buildings (under West Africa Energy Program: 3789)	GEF4	Mitigation - General	0,9	0,9
Côte d'Ivoire	Sustainable Industrial Production in the Cassava and other Agro-food Sectors through the Use of Renewable Energy Applications and Low-carbon Technologies	GEF6	Mitigation - General	0,9	
Côte d'Ivoire	Technical Partner	Partnership for Market Readiness	Mitigation - General	0,5	
Côte d'Ivoire	Readiness Fund Grant	FCPF-RF	Mitigation - REDD	8,8	4,7
Côte d'Ivoire	Readiness preparation grant	FCPF-RF	Mitigation - REDD	8,8	3,1
Côte d'Ivoire	Forest Cover Recovery and Resilience Improvement project in the center of Côte d'Ivoire	FIP	Mitigation - REDD	15,4	0
Côte d'Ivoire	Forest Investment Project	FIP	Mitigation - REDD	24,4	0
Côte d'Ivoire	00092165 UN-REDD Côte d'Ivoire	UN-REDD Programme	Mitigation - REDD	3,2	3,2
Côte d'Ivoire	Preparation of Côte d'Ivoire's Initial Biennial Update Report to UNFCCC	GEF5	Multiple Foci	0,4	0,4
Côte d'Ivoire	Strengthening the Transparency System for Enhanced Climate Action in Côte d'Ivoire	GEF6	Multiple Foci	1,2	
Côte d'Ivoire	Readiness program support	GCF	Multiple foci	0,3	
Gambia	National agricultural land and water management development project (NEMA)	ASAP	Adaptation	5	1,4
Gambia	GCCA Support project to The Gambia for Integrated Coastal Zone Management and the mainstreaming of Climate Change	GCCA	Adaptation	4,3	2,5
Gambia	(FP011) Large-scale Ecosystem-based Adaptation in the Gambia: Developing a Climate-Resilient, Natural Resource-based Economy	GCF	Adaptation	20,5	6
Gambia	Adapting Agriculture to Climate Change in the Gambia	LDCF	Adaptation	6,3	
Gambia	Enhancing Resilience of Vulnerable Coastal Areas and Communities to Climate Change in the Republic of Gambia	LDCF	Adaptation	8,9	8,9
Gambia	National Adaptation Programme of Action	LDCF	Adaptation	0,2	0,2
Gambia	Strengthening Adaptive Capacities to Climate Change through Capacity Building for Small Scale Enterprises and Communities Dependent on Coastal Fisheries in The Gambia	LDCF	Adaptation	6,6	
Gambia	Strengthening climate services and early warning systems in the Gambia for climate resilient development and adaptation to climate change - 2nd Phase of the GOTG/GEF/UNEP LDCF NAPA Early Warning Project	LDCF	Adaptation	8	8



Country	Project title	Fund	Theme / Objective (mitigation, REDD+, adaptation, multiple-CFU Categories)	Amount of Funding Approved (USD millions)	Disbursed (USD millions)
Gambia	Strengthening of The Gambia's Climate Change Early Warning Systems	LDCF	Adaptation	0,9	0,9
Gambia	SPWA-CC Promoting Renewable Energy Based Mini Grids for Productive Uses in Rural Areas in The Gambia	GEF4	Mitigation - General	1,8	1,8
Gambia	Greening the Productive Sectors in Gambia: Promoting the Use and Integration of Small to Medium Scale Renewable Energy Systems in the Productive Uses	GEF5	Mitigation - General	1,3	1,3
Gambia	Reducing Greenhouse Gases and ODS Emissions through Technology Transfer in the Industrial Refrigeration and Air Conditioning Sector	GEF5	Mitigation - General	0,5	0,5
Gambia	Operationalization of the SE4All Action Agenda: Promoting Inclusive, Environmentally-sound and Low-carbon Development	GEF6	Mitigation - General	1,8	
Ghana	Ghana Agriculture Sector Investment Programme (GASIP)	ASAP	Adaptation	10	0,9
Ghana	Increased resilience to climate change in Northern Ghana through the management of water resources and diversification of livelihoods	AF	Adaptation	8,3	1,9
Ghana	Integrating Climate Change into the Management of Priority Health Risks	SCCF	Adaptation	1,7	1,7
Ghana	Promoting Value Chain Approach to Adaptation in Agriculture	SCCF	Adaptation	2,5	2,5
Ghana	Energy Development and Access Project (formerly) Development of Renewable Energy and Energy Efficiency	GEF4	Mitigation - General	5,5	5,5
Ghana	Ghana Urban Transport	GEF4	Mitigation - General	7	7
Ghana	SPWA-CC Promoting of Appliance Energy Efficiency and Transformation of the Refrigerating Appliances Market in Ghana. (under West Africa Energy Pprogram:3789)	GEF4	Mitigation - General	1,7	1,7
Ghana	Readiness Fund Grant	FCPF-RF	Mitigation - REDD	8,6	8,6
Ghana	Readiness preparation grant	FCPF-RF	Mitigation - REDD	8,6	7,1
Ghana	Additional Financing for Ghana Forest Investment Program - Enhancing Natural Forest and Agroforest Landscapes Project	FIP	Mitigation - REDD	26,4	0
Ghana	Engaging Local Communities in REDD+/Enhancement of Carbon Stocks	FIP	Mitigation - REDD	9,8	4,7
Ghana	Enhancing Natural Forest and Agroforest landscapes Project	FIP	Mitigation - REDD	29,5	16
Ghana	Ghana Dedicated Grant Mechanism	FIP	Mitigation - REDD	5,5	1
Ghana	Ghana Public-Private Partnership for the restoration of Degraded Forest Reserve through VCS and FSC certified plantations	FIP	Mitigation - REDD	10	0
Ghana	Preparation of Ghana's Initial Biennial Update Report to UNFCCC	GEF5	Multiple Foci	0,4	0,4
Ghana	Enabling Preparation of Ghana's Fourth National Communication (NC4) and Second Biennial Update Report (BUR2) to UNFCCC	GEF6	Multiple Foci	0,9	
Ghana	Strengthening Ghana's National Capacity for Transparency and Ambitious Climate Reporting	GEF6	Multiple Foci	1,1	
Guinée	South-South Cooperation Grant (Readiness support package)	AF	Adaptation	0,1	0,1
Guinée	Integrated Management of Natural Resources in Middle and Upper Guinea	GEF6	Adaptation	7,1	
Guinée	Ecosystem-Based Adaptation Targeting Vulnerable Communities of the Upper Guinea Region	LDCF	Adaptation	8	
Guinée	Increased Resilience and Adaptation to Adverse Impacts of Climate Change in Guinea's Vulnerable Coastal Zones	LDCF	Adaptation	3	3
Guinée	National Adaptation Plan of Action	LDCF	Adaptation	0,2	0,2
Guinée	Strengthening Climate Information and Early Warning Systems for Climate Resilient Development and Adaptation to Climate Change in Guinea	LDCF	Adaptation	5	



ANNEXS

Country	Project title	Fund	Theme / Objective (mitigation, REDD+, adaptation, multiple-CFU Categories)	Amount of Funding Approved (USD millions)	Disbursed (USD millions)
Guinée	Strengthening Resilience of Farming Communities' Livelihoods against Climate Changes in the Guinean Prefectures of Gaoual, Koundara and Mali	LDCF	Adaptation	3,7	3,7
Guinée	Electricity Sector Efficiency Improvement Project	GEF4	Mitigation - General	4,5	4,5
Guinée	SPWA-CC: Promoting Development of Multi-purpose Mini-hydro Power Systems	GEF4	Mitigation - General	0,9	0,9
Guinée	Developing a Market for Biogas Resource Development and Utilization in Guinea	GEF5	Mitigation - General	2,6	
Guinée-Bissau	Scaling up climate-smart agriculture in East Guinea Bissau	AF	Adaptation	10	3
Guinée-Bissau	Formulation of the National Adaptation Action Plan	LDCF	Adaptation	0,2	0,2
Guinée-Bissau	Strengthening Resilience and Adaptive Capacity to Climate Change in Guinea-Bissau's Agrarian and Water Sectors	LDCF	Adaptation	4	4
Guinée-Bissau	Strengthening the Resilience of Vulnerable Coastal Areas and Communities to Climate Change in Guinea Bissau	LDCF	Adaptation	12	
Guinée-Bissau	Strengthening the Resilience of Vulnerable Coastal Areas and Communities to Climate Change in Guinea Bissau	LDCF	Adaptation	12	
Guinée-Bissau	Creation of an Enabling Environment for Small to Medium Scale Renewable Energy Investments in the Electricity Sector	GEF5	Mitigation - General	1,7	1,7
Guinée-Bissau	Managing Mangroves and Production Landscapes for Climate Change Mitigation	GEF6	Mitigation - General	3,3	
Guinée-Bissau	Promoting Better Access to Modern Energy Services through Sustainable Mini-grids and Low-carbon Bioenergy Technologies Among Guinea-Bissau's Forest-dependent Communities	GEF6	Mitigation - General	2,9	
Guinée-Bissau	Promoting Better Access to Modern Energy Services through Sustainable Mini-grids and Low-carbon Bioenergy Technologies Among Guinea-Bissau's Forest-dependent Communities	GEF6	Mitigation - General	2,9	
Guinée-Bissau	GCCA+ in Guinea Bissau: building resilience to climate change through enhanced institutional and mitigation capacities	GCCA	Multiple foci	5,1	
Libéria	Tree Crop Extension Project (TCEP)	ASAP	Adaptation	4,5	0
Libéria	Enhancing Resilience Of Liberia Montserrado County Vulnerable Coastal Areas To Climate Change Risks	LDCF	Adaptation	4	
Libéria	Enhancing Resilience of Vulnerable Coastal Areas to Climate Change Risks	LDCF	Adaptation	2,9	2,9
Libéria	Enhancing Resilience to Climate Change by Mainstreaming Adaptation Concerns into Agricultural Sector Development in Liberia	LDCF	Adaptation	2,4	2,4
Libéria	Preparation of a National Adaptation Plan of Action (NAPA)	LDCF	Adaptation	0,2	0,2
Libéria	Strengthening Liberia's Capability to Provide Climate Information and Services to Enhance Climate Resilient Development and Adaptation to Climate Change.	LDCF	Adaptation	6,7	6,7
Libéria	SPWA-CC Installation of multi-purpose mini-hydro infrastructure (for energy & irrigation)	GEF4	Mitigation - General	1,8	1,8
Libéria	Lighting One Million Lives in Liberia	GEF5	Mitigation - General	1,5	1,5
Libéria	Increasing Energy Access through the Promotion of Energy Efficient Appliances in Liberia	GEF6	Mitigation - General	2,6	2,6
Libéria	Renewable energy for Electrification in Eastern Liberia Project-Stand-Alone PV	SREP	Mitigation - General	23,5	
Libéria	Renewable Energy for Electrification in North and Center Liberia Project: Mini-Grids	SREP	Mitigation - General	25	3,8
Libéria	Readiness Fund Grant	FCPF-RF	Mitigation - REDD	8,8	6,5
Libéria	Readiness preparation grant	FCPF-RF	Mitigation - REDD	8,8	4,7
Libéria	EU-Libéria Climate Change Alliance +	GCCA	Multiple foci	7,6	
Mali	Fostering agricultural productivity project	ASAP	Adaptation	10	8,3



Country	Project title	Fund	Theme / Objective (mitigation, REDD+, adaptation, multiple-CFU Categories)	Amount of Funding Approved (USD millions)	Disbursed (USD millions)
Mali	Programme Support for Climate Change Adaptation in the vulnerable regions of Mopti and Timbuktu	AF	Adaptation	8,5	7,3
Mali	South-South Cooperation Grant (Readiness support package)	AF	Adaptation	0,1	0,1
Mali	Alliance Globale pour le Changement Climatique au Mali - phase II	GCCA	Adaptation	7,6	
Mali	GCCA in Mali: CC integration in the development strategies and management of forestry sector / Alliance Globale pour le Changement Climatique au Mali	GCCA	Adaptation	8,4	4,9
Mali	Scaling up a Multiple Benefits Approach to Enhance Resilience in Agro- and Forest Landscapes of Mali's Sahel Regions (Kayes, Koulikoro and Ségou)	GEF6	Adaptation	8,6	
Mali	(FP012) Africa Hydromet Program - Strengthening Climate Resilience in Sub-Saharan Africa: Mali Country Project	GCF	Adaptation	22,8	
Mali	Enhancing Adaptive Capacity and Resilience to Climate Change in the Agriculture Sector in Mali	LDCF	Adaptation	3	3
Mali	Flood Hazard and Climate Risk Management to Secure Lives and Assets in Mali	LDCF	Adaptation	8,9	
Mali	Integrating Climate Resilience into Agricultural Production for Food Security in Rural Areas	LDCF	Adaptation	2,1	2,1
Mali	Preparation of a National Action Plan for Adaptation in Mali	LDCF	Adaptation	0,2	0,2
Mali	Strengthening Resilience to Climate Change through Integrated Agricultural and Pastoral Management in the Sahelian zone in the Framework of the Sustainable Land Management Approach	LDCF	Adaptation	2,2	2,2
Mali	Strengthening the Resilience of Women Producer Groups and Vulnerable Communities in Mali	LDCF	Adaptation	5,5	5,5
Mali	Promotion of the Use of Agrofuels from the Production and Use of Jatropha Oil in Mali	GEF4	Mitigation - General	1	1
Mali	Promoting Sustainable Electricity Generation in Malian Rural Areas through Hybrid Technologies	GEF5	Mitigation - General	1,2	
Mali	Mini Hydropower Plants and Related Distribution Networks Development Project	SREP	Mitigation - General	8,7	
Mali	Project for Scaling up Renewable Energy in Mali	SREP	Mitigation - General	1,5	0,3
Mali	Rural Electrification Hybrid Systems	SREP	Mitigation - General	15,2	3,5
Mali	Segou Solar PV Project	SREP	Mitigation - General	25,2	
Mali	Third National Communication to the UNFCCC	GEF5	Multiple Foci	0,5	0,5
Mali	MALI First Biennial Update Report	GEF6	Multiple Foci	0,4	0,4
Mali	Readiness program support	GCF	Multiple foci	0,3	
Mauritanie	Inclusive value-chains development project (PRODEFI)	ASAP	Adaptation	6	0,6
Mauritanie	Enhancing Resilience of Communities to the Adverse Effects of Climate Change on Food Security in Mauritania	AF	Adaptation	7,8	7,7
Mauritanie	Continental Wetlands Adaptation and Resilience to Climate Change	LDCF	Adaptation	4,5	
Mauritanie	Development of an Improved and Innovative Delivery System for Climate Resilient Livelihoods in Mauritania	LDCF	Adaptation	5	
Mauritanie	Improving Climate Resilience of Water Sector Investments with Appropriate Climate Adaptive Activities for Pastoral and Forestry Resources in Southern Mauritania	LDCF	Adaptation	6,4	6,4
Mauritanie	National Adaptation Plan of Action	LDCF	Adaptation	0,2	0,2
Mauritanie	Support to the Adaptation of Vulnerable Agricultural Production Systems	LDCF	Adaptation	3,5	3,5



ANNEXS

Country	Project title	Fund	Theme / Objective (mitigation, REDD+, adaptation, multiple-CFU Categories)	Amount of Funding Approved (USD millions)	Disbursed (USD millions)
Mauritanie	Mainstreaming Local Environmental Management in the Planning Process	MDG Achievement Fund	Adaptation	5	5
Mauritanie	Promoting Sustainable Mini-grids in Mauritanian Provinces Through Hybrid Technologies	GEF5	Mitigation - General	1,3	
Mauritanie	Integrated ecosystem management project for the sustainable human development in Mauritania	GEF6	Mitigation - General	8,2	
Mauritanie	GCCA - Mauritanie - Alliance Mondiale contre le Changement Climatique Mauritanie : Enclencher un processus de résilience en matière de sécurité alimentaire	(GCCA)	Multiple foci	4,5	1,4
Mauritanie	Preparation of Mauritania's Initial Biennial Update Report to UNFCCC	GEF5	Multiple Foci	0,4	0,4
Mauritanie	Enabling preparation of Mauritania's Fourth National Communication (NC4) to the UNFCCC	GEF6	Multiple Foci	0,5	0,5
Niger	Programme de Promotion de l'Agriculture Familiale dans les régions de Maradi, Tahoua et Zinder (PRODAF)	ASAP	Adaptation	13	3,6
Niger	Enhancing Resilience of Agriculture to Climate Change to Support Food Security in Niger, through Modern Irrigation Techniques	AF	Adaptation	9,9	1,4
Niger	South-South Cooperation Grant (Readiness support package)	AF	Adaptation	0,1	0,1
Niger	Projet d'appui à la résilience climatique pour un développement agricole durable au Niger (PARC-DAD)	GCCA	Adaptation	12,3	
Niger	Integrated Management of Oasis Ecosystems of Northern Niger (IMOE -NN)	GEF6	Adaptation	4,6	
Niger	Disaster Risk Management and Urban Development Project	LDCF	Adaptation	6,6	6,8
Niger	Implementing NAPA Priority Interventions to Build Resilience and Adaptive Capacity of the Agriculture Sector to Climate Change	LDCF	Adaptation	3,5	3,5
Niger	Integrating Climate Resilience into Agricultural and Pastoral Production for Food Security in Vulnerable Rural Areas through the Farmers Field School Approach	LDCF	Adaptation	3,8	3,8
Niger	Planning and Financing Adaptation in Niger	LDCF	Adaptation	8,9	
Niger	Préparation du Programme d'Action National pour l'Adaptation aux Changements Climatiques (NAPA)	LDCF	Adaptation	0,2	0,2
Niger	Scaling up Community-Based Adaptation (CBA) in Niger	LDCF	Adaptation	3,8	3,8
Niger	Climate Information Development and Forecasting Project (PDIPC)	PPCR	Adaptation	13	4,4
Niger	Community Action Project for Climate Resilience (CAPCR) - Private Sector Investment to Build Climate Resilience in Niger's Agricultural Sector	PPCR	Adaptation	63	55,7
Niger	Irrigation Program	PPCR	Adaptation	1,5	
Niger	Niger Community Action Project for Climate Resilience	PPCR	Adaptation	9,6	
Niger	Water Resources Mobilization and Development Project (PROMOVARE) - Project ID XPCRNE032A (AfDB)	PPCR	Adaptation	22	10,6
Niger	SPWA-CC: Integration of Greenhouse Gas Emission Reductions in Niger's Rural Energy Service Access program (Project Preparation Grant)	GEF4	Mitigation - General	1,8	1,8
Niger	Fourth National Communication on Climate Change	GEF6	Multiple Foci	0,5	
Nigéria	Inclusive Growth for Smallholder farmers in staple crop process zones in Nigeria	ASAP	Adaptation	15	1,8
Nigéria	Line of Credit for Renewable Energy and Energy Efficiency Project	CTF	Mitigation - General	1,3	
Nigéria	Utility-Scale Solar PV Program	CTF	Mitigation - General	30	



Country	Project title	Fund	Theme / Objective (mitigation, REDD+, adaptation, multiple-CFU Categories)	Amount of Funding Approved (USD millions)	Disbursed (USD millions)
Nigéria	Nigeria Urban Transport	GEF4	Mitigation - General	4,5	4,5
Nigéria	SPWA-CC Mini-grids based on Renewable Energy (small-hydro and biomass) Sources to Augment Rural Electrification	GEF4	Mitigation - General	2,6	2,6
Nigéria	SPWA-CC Promoting Energy Efficiency in Residential and Public Sector in Nigeria	GEF4	Mitigation - General	2,7	2,7
Nigéria	De-risking Renewable Energy NAMA for the Nigerian Power Sector	GEF5	Mitigation - General	4,4	
Nigéria	Scaling up Small Hydro Power (SHP) in Nigeria	GEF5	Mitigation - General	2,7	2,7
Nigéria	De-risking Sustainable Off-grid Lighting Solutions in Nigeria	GEF6	Mitigation - General	2,6	
Nigéria	Improving Nigeria's Industrial Energy Performance and Resource Efficient Cleaner Production through Programmatic Approaches and the Promotion of Innovation in Clean Technology Solutions	GEF6	Mitigation - General	3,9	
Nigéria	Readiness Fund Grant	FCPF-RF	Mitigation - REDD	8,7	3,8
Nigéria	Readiness preparation grant	FCPF-RF	Mitigation - REDD	3,8	1,6
Nigéria	00080129 Nigeria REDD+ Readiness Programme	UN-REDD Programme	Mitigation - REDD	4	4
Nigéria	Preparation of Third National Communication (TNC) to the UNFCCC and Capacity Strengthening on Climate Change	GEF5	Multiple Foci	1,9	1,9
Nigéria	Sustainable Fuelwood Management in Nigeria	GEF5	Multiple Foci	4,4	
Nigéria	Nigeria's First Biennial Update Report	GEF6	Multiple Foci	0,4	0,4
Sénégal	Adaptation to coastal erosion in vulnerable areas	AF	Adaptation	8,6	8,6
Sénégal	Reducing vulnerability and increasing resilience of coastal communities in the Saloum Islands (Dionewar)	AF	Adaptation	1,4	0,5
Sénégal	Reducing vulnerability and increasing resilience of coastal communities in the Saloum Islands (Dionewar) (CSE) (project formulation grant)	AF	Adaptation	0	0
Sénégal	Technical Assistance Grant for ESP (Readiness support package)	AF	Adaptation	0	0
Sénégal	Technical Assistance Grant for Gender (Readiness support package)	AF	Adaptation	0	0
Sénégal	GCCA in Senegal: Management of coast areas / Gestion intégrée des zones côtières: étude approfondie et actions pratiques de lutte et d'adaptation au changement climatique	GCCA	Adaptation	4,5	2,4
Sénégal	(FP003) Increasing the Resilience of Ecosystems and Communities through the Restoration of the Productive Bases of Salinized Lands	GCF	Adaptation	7,6	
Sénégal	(FP021) Senegal Integrated Urban Flood Management Project	GCF	Adaptation	17,3	
Sénégal	(FP049) Building the Climate Resilience of Food-insecure Smallholder Farmers through Integrated Management of Climate Risks	GCF	Adaptation	10	
Sénégal	Climate Change adaptation project in the areas of watershed management and water retention	LDCF	Adaptation	5	5
Sénégal	Mainstreaming Ecosystem-based Approaches to Climate-resilient Rural Livelihoods in Vulnerable Rural Areas through the Farmer Field School Methodology	LDCF	Adaptation	6,2	
Sénégal	National Adaptation Program of Action	LDCF	Adaptation	0,2	0,2
Sénégal	Promoting Innovative Finance and Community Based Adaptation in Communes Surrounding Community Natural Reserves (Ferlo, Niokolo Koba, Senegal River Bas Delta & Saloum Delta), Senegal	LDCF	Adaptation	5,5	
Sénégal	Senegal National Adaptation Plan	LDCF	Adaptation	5,8	



ANNEXS

Country	Project title	Fund	Theme / Objective (mitigation, REDD+, adaptation, multiple-CFU Categories)	Amount of Funding Approved (USD millions)	Disbursed (USD millions)
Sénégal	Strengthening Land & Ecosystem Management Under Conditions of Climate Change in the Niayes and Casamance Regions - Republic of Senegal	LDCF	Adaptation	4,1	4,3
Sénégal	SPWA-CC: National Greenhouse Gas Reduction Program Through Energy Efficiency in the Built Environment	GEF4	Mitigation - General	0,9	0,9
Sénégal	TT-Pilot (GEF-4): Technology Transfer: Typha-based Thermal Insulation Material Production in Senegal	GEF4	Mitigation - General	2	2
Sénégal	PSG-Sustainable and Inclusive Agribusiness Development Project	GEF5	Mitigation - General	6	
Sénégal	Expanding access to environmental finance - Reversing the decline in forest ecosystem services	MDG Achievement Fund	Mitigation - General	4	4
Sierra Leone	South-South Cooperation Grant (Readiness support package)	AF	Adaptation	0,1	0,1
Sierra Leone	Adapting to Climate Change Induced Coastal Risks Management in Sierra Leone	LDCF	Adaptation	10	
Sierra Leone	Building adaptive capacity to catalyze active public and private sector participation to manage the exposure and sensitivity of water supply services to climate change in Sierra Leone	LDCF	Adaptation	2,9	2,9
Sierra Leone	Building Resilience to Climate Change in the Water Supply & Sanitation Sector	LDCF	Adaptation	4	
Sierra Leone	Integrating Adaptation to Climate Change into Agricultural Production and Food Security in Sierra Leone	LDCF	Adaptation	2,6	2,6
Sierra Leone	Preparation of a National Programme of Action for Adaptation to Climate Change	LDCF	Adaptation	0,2	0,2
Sierra Leone	Strengthening Climate Information and Early Warning Systems in Western and Central Africa for Climate Resilient Development and Adaptation to Climate Change - Sierra Leone	LDCF	Adaptation	4	4
Sierra Leone	SPWA-CC Promoting Mini Grids Based on Small Hydropower for Productive Uses in Sierra Leone	GEF4	Mitigation - General	1,8	1,8
Sierra Leone	Energy Efficient Production and Utilization of Charcoal through Innovative Technologies and Private Sector Involvement	GEF5	Mitigation - General	1,8	1,8
Sierra Leone	REDD+ capacity building in Sierra Leone	GCCA	Mitigation - REDD	5,6	1,9
Togo	South-South Cooperation Grant (Readiness support package)	AF	Adaptation	0,1	0,1
Togo	Adapting Agriculture Production in Togo (ADAPT)	LDCF	Adaptation	5,4	5,4
Togo	Elaboration du Programme d'Action National pour l'Adaptation aux Changements Climatiques	LDCF	Adaptation	0,2	0,2
Togo	Strengthening Climate Resilience of Infrastructure in Coastal Areas in Togo	LDCF	Adaptation	8,9	
Togo	Strengthening Resilience to Climate Change of Coastal Communities in Togo	LDCF	Adaptation	8,9	
Togo	Togo Efficient Lighting Program (under West Africa Energy Program: 3789)	GEF4	Mitigation - General	1,8	1,8
Togo	Project of Hybridization of Diesel Engines of Multifunctional Platforms with Solar Systems	GEF6	Mitigation - General	2,7	
Togo	Readiness Fund Grant	FCPF-RF	Mitigation - REDD	6,7	3,3
Togo	Readiness preparation grant	FCPF-RF	Mitigation - REDD	3,8	1,6
Togo	Programme d'Appui à la lutte contre le Changement Climatique au Togo – AMCC+	GCCA	Multiple foci	12,7	
Togo	Togo's First Biennial Update Report (FBUR)	GEF5	Multiple Foci	0,4	0,4
Togo	Preparation of the Fourth National Communication (4NC) and of the Second Biennial Updated Report (2BUR) to the UNFCCC	GEF6	Multiple Foci	0,9	
Togo	Readiness program support	GCF	Multiple foci	0,3	



ANNEX 2 : LIST OF GCF AND AF NDAS IN ECOWAS-CILSS ZONE

COUNTRY	INSTITUTION	CONTACTS
Green Climate Fund (GCF)		
BENIN	Minsière du Cadre de Vie et du Développement durable	Mr. Martin Pépin Aïna Director General, Division of Climate Change Tel: +229 96613936 Email: maina@gouv.bj Mr. Théodore Cossi Domingo Tel: +229 97764297
BURKINA FASO	Primature	Mr. Issaka Ouedraogo Adviser to the Prime Minister/Environment Inspector Tel: +226 70008769 or +226 7664 9566
CAPE VERDE	Ministère de l'Agriculture et de l'Environnement	Ms. Elida Suzete Ramos Barbosa Monteiro Director General of Planning Budget and Management Tel: +238 5171462; +238 2615716 Email: elida.monteiro@maa.gov.cv Ms. Nadia Cilene Almeida de Pina Tel : +238 5162153 Email : nadia.pina@maa.gov.cv
CÔTE D'IVOIRE	Bureau Changement Climatique (BCC), Ministère de l'Environnement et du Développement Durable	Mr. Tiangoua Kone Deputy Director of Climate Change Tel : +225 07 2677 01 Email : tiangoua.kone@yahoo.fr
GAMBIA	Ministry of Finance	Mr Bai Madi Geesay Director of Budget, Ministry of Finance and Economic Affairs The Quadrangle Banjul, Gambia Tel : +220 422 9760 Email :
GHANA	Ministry of Finance and Economic Affairs	Dr. Alhassan Iddrisu, Director of Economic Strategy and Research Division;) Tel : +233 20 203 0280 Email : Alddrisu@mofep.gov.gh



ANNEXS

COUNTRY	INSTITUTION	CONTACTS
Green Climate Fund (GCF)		
GUINEA	Direction Nationale de l'Environnement (DNE), Ministère de l'Environnement des Eaux et Forêts	Mr Mohammed Lamine Doumbouya Tel : +224 662 213 151; +224 657 545 493 Email : dml54@live.fr Joseph Sylla; Point focal Changements climatiques Tel : +224 6844 3888 ; +244 6351 6606 Email : joesylla2002@gmail.com
GUINEA-BISSAU	Secretariat of State of the Environment and Sustainable Development / General Direction of the Environment	Mr. Viriato Luis Soares Cassama National Program of Climate Change Tel: +245 678 40 46 Email: cassamavilus@gmail.com
LIBERIA	Environmental Protection Agency	Mr. Jeremiah G. Soka, Sr. Coordinator of the National Climate Change Secretariat, Liberia Tel: + 231-880-788-594 / +231-770-775-174 Email: jsokansr7@yahoo.com
MALI	Agence de l'Environnement et du Développement Durable (AEDD)	Mr Boureima Camara Director General Tel : +223 66 80 57 56 Email : bouricamara@gmail.com
MAURITANIA	Ministère de l'Environnement et du Développement Durable	Sidi Mohamed Ould El Wavi Chargé de Mission, 1er Conseiller du Ministre Coordonnateur de la Cellule National Changement Climatique Rue 21 185 Ksar Nouakchott, Mauritania Tel: +222 45 25 83 86 ; Fax: +222 45 24 31 38 Email: elwavi.sm@gmail.com
NIGER	Conseil National de l'Environnement pour un Développement Durable (CNEDD)	Dr. Kamaye Maazou Secrétaire Executif BP 10193, Niamey, Niger. Tel: Bur. +227 20722559; Mob. +27 9698 7470 ou +227 9022 1700 E-mail: kamayemaazou@yahoo.fr
NIGERIA	Federal Ministry of Environment	Mr. Yerima Peter Tarfa Director Department of Climate Change Plot 444, Aguiyi Ironsi Street, Maitama, Abuja-Nigeria Email: petertarfa@hotmail.com Tel.: +2348024920107 or +234 813 555 1311
SENEGAL	Ministère de l'Environnement et du Développement durable	Ms. Madeleine Diouf Sarr Cheffe Division Changement Climatique Parc Forestier de Hann – B.P. 4055 Dakar, Senegal Tel : +221 775524432 or +221770682533 Email : rosemadiouf@gmail.com



COUNTRY	INSTITUTION	CONTACTS
Green Climate Fund (GCF)		
SIERRA LEONE	Environmental Protection Agency (EPA)	Mr. Foday Moriba Jaward Executive Chairperson Tel: + 232 764 23645 Email: foday.jaward@epa.gov.sl
CHAD	Ministère de l'Environnement, de l'Eau et de la Pêche	Mr. Ibrahim Charfadine Abdelkerim Hydrologist - Environmentalist and Development Manager Tel: +235 63 11 05 07 or +235 99 12 89 50) Email: gcfund.chad@gmail.com
TOGO	Direction de l'Environnement, Ministère de l'Environnement	Mr. Eso-Sam Abdou Rassidou Agrignan, Economist Manager, in charge of financial services Tel : +228 2221 3321 or +228 9028 0426 Email : ragrignan80@yahoo.fr
Adaptation Fund (AF)		
BENIN	Ministère de l'Environnement et du Développement Durable	Mr. Euloge Lima Direction Générale de l'Environnement Tel: +229 95 93 77 00/229 97 89 54 15/229 21 14 21 48 Email: limeloge@gmail.com/limeloge@yahoo.fr Mr. Médard Ouinakonhan Tel: +229 97 44 68 07 Email: medouicom@yahoo.fr
BURKINA FASO	Ministère de l'Economie, des Finances et du Développement	Mr. Ambroise KAFANDO Directeur General de la Cooperation 03 BP 7067 Ouagadougou 03 Tel: +226 25 31 25 50/+226 70 41 99 41 Email: ambkafando@gmail.com
CAPE VERDE	National Institute for Meteorology and Geophysics (INMG)	Ms. Maria da Cruz Gomes CEO PO Box 76 Espargos, Ilha do Sal, Cabo Verde Tel: +238 241 1658 / +238 241 1276 / +238 515 9115 ; Fax: +238 241 1294 Email: MariaC.Souares@inmg.gov.cv
CÔTE D'IVOIRE	Bureau Changement Climatique (BCC), Ministère de l'Environnement et du Développement Durable	Mr. Oreste Santoni Akossi Deputy Director of Climate Change 20 BP 650 Abidjan 20 Tel: +225 08 45 43 03 Email: akossisantoni@gmail.com



ANNEXS

COUNTRY	INSTITUTION	CONTACTS
Adaptation Fund (AF)		
GAMBIA	Ministry of Environment, Climate Change and Natural Resources	Mr. Bubacarr Zaidi Jallow Principle Climate Change Officer (MECCNAR) Tel: +2203653113 Email: bubazj@gmail.com
GHANA	Ministry of Environment, Science, Technology and Innovation	Mr. Fredua Agyeman Director for Environment P.O. Box M232 Accra, Ghana Tel. +233 2421 84162, +233 20 3848078 Email: Fredua_a@yahoo.com / Fredua_agyeman@hotmail.com
GUINEA	Direction Nationale de l'Environnement (DNE), Ministère de l'Environnement des Eaux et Forêts	Mr. Joseph SYLLA, Point focal Changements climatiques BP: 3118 Conakry République de Guinée Tel: +224 68443888 / 63516606 Email: joesylla2002@gmail.com
GUINEA BISSAU	Secretariat of State of the Environment and Sustainable Development / General Direction of the Environment	Mr. Viriato Luis Soares Cassama National Program of Climate Change Tel: +245 678 40 46 Email: cassamavilus@gmail.com
LIBERIA	Environmental Protection Agency	Mr. Jeremiah G. Soka, Sr. Coordinator of the National Climate Change Secretariat, Liberia Tel: + 231-880-788-594 / +231-770-775-174 Email: jsokansr7@yahoo.com
MALI	Ministère de l'Environnement, de l'Assainissement et du Développement Durable	Mr. Seydou Keita Conseiller Technique, Chef du Programme "Mise en Œuvre de la Politique Nationale de Protection de l'Environnement (PNPE)" Cité Administrative Bâtiment No 7, B.P 1634, Bamako, Mali Tel: +223 74 60 24 03 Email: keitasey37@yahoo.fr
MAURITANIA	Ministère de l'Environnement et du Développement Durable	Sidi Mohamed Ould El Wavi Chargé de Mission, 1er Conseiller du Ministre Coordonnateur de la Cellule National Changement Climatique Rue 21 185 Ksar Nouakchott, Mauritania Tel: +222 45 25 83 86 Fax: +222 45 24 31 38 Email: elwavi.sm@gmail.com



COUNTRY	INSTITUTION	CONTACTS
Adaptation Fund (AF)		
NIGER	Conseil National de l'Environnement pour un Développement Durable	Dr. Kamaye Maazou Secrétaire Exécutif BP 10193, Niamey, Niger. Tel: Bur. +227 20722559; Mob. +27 9698 7470 ou +227 9022 1700 E-mail: kamayemaazou@yahoo.fr
NIGERIA	Federal Ministry of Environment	Mr. Yerima Peter Tarfa Director Department of Climate Change Plot 444, Aguiyi Ironsi Street, Maitama, Abuja-Nigeria Email: petertarfa@hotmail.com Tel.: +2348024920107 or +234 813 555 1311
SENEGAL	Ministère de l'Environnement et du Développement Durable	Mrs. Dior Alioune Sidibe Parc Forestier de Hann – B.P. 4055 Dakar, Senegal Email: diorsidibe@yahoo.fr Tel.: 221 77 541 35 80
SIERRA LEONE	Environmental Protection Agency	Mr. Foday Moriba Jaward Executive Chairperson Tel: + 232 764 23645 Email: foday.jaward@epa.gov.sl
CHAD	Ministère de l'Environnement, de l'Eau et de la Pêche	Mrs. Fatime Ousmane Geographer and Environmentalist Tel: +235 63000056/99 78 78 29 Email: ousmanefatime0@gmail.com
TOGO	Direction de l'Environnement, Ministère de l'Environnement	Mr. Essobiyou Thiyu Kohoga Directeur de l'Environnement 4825 – Lome Tel.: (228) 221 33 21 Fax: (228) 221 03 33 Email: env_togo@yahoo.fr essobiyou@hotmail.com

ANNEXS

ANNEX 3 : LIST OF GCF ACCREDITED ENTITIES OPERATING IN THE ECOWAS-CILSS REGION (GCF DATA, 2019)

NAME	Accreditation category				Portfolio status (number)			Type of projects approved (number)		Contact	Website
	Type	Project Size	Fiduciary standards	Environmental and social risk category	Concept Note	Approved	Under implementation	Public	Private		
BAD	International	Large (Grand)	Basic Project Management Grant Award On-Lending/ Blending (Loans, Equity, Guarantees)	A	3	2	0	2	0	Mr. Timothy Afful-Koomson, Chief Climate Finance Officer (GCF@AFDB.ORG; T.AFFUL-KOOMSON@AFDB.ORG)	www.afdb.org
AFD	Direct Régional	Medium (Moyen)	Basic Project Management Grant Award On-Lending/Blending (Loans, Guarantees)	B	9	2	0	1	1	Mr. Yacoubou Bio-Sawe Director of Environment and Climate Finance (DEFIC) Tel. +228 22 23 27 45 Email : ybiosawe@boad.org	www.boad.org
CSE	Direct National	Small (petit)	Basic Project Management	C	1	1	0	1	0	Dr. Assize Toure, General Manager Tel. +221 338258066 Email : assize@cse.sn Ms. Aissata B. Sall Sylla, Coordinator Climate Finance Unit Tel. +221 77 685 1590 Email : aissata.sall@cse.sn	www.cse.sn
DEUTSCHE BANK AG	International	Large (Grand)	Basic Project Management Grant Award On-Lending/Blending (Loans, Equity, Guarantees)	A	0	1	0	0	1	Mr. Michael Hölter Director E-mail : michael.hoelter@db.com Tel : +49 69 910 30843	www.db.com



NAME	Accreditation category				Portfolio status (number)			Type of projects approved (number)		Contact	Website
	Type	Project Size	Fiduciary standards	Environmental and social risk category	Concept Note	Approved	Under implementation	Public	Private		
GIZ	International	Medium (Moyen)	Basic Project Management Grant Award	B	0	1	0	1	0	PRIMARY CONTACT Jochen Quinten, Director Market and Portfolio Development (Tél. +49 6196 792561; E-Mail : jochen.quinten@giz.de) SECONDARY CONTACT Xing Fu-Bertaux, Senior Project Manager Market and Development (Tél. +49 (0) 30 338424-498; E-mail: xin.fu-bertaux@giz.de)	www.giz.de
BANQUE MONDIALE	International	Large (Grand)	Basic Project Management Grant Award On-Lending/Blending (Loans, Guarantees)	A	0	2	0	2	0	Ms. Claudia Croce, Senior Carbon Finance Specialist (Tél. +1 202 458 1697; E-mail : ccroce@worldbank.org or wb-gcf@worldbank.org)	www.worldbank.org
PNUE	International	Small (petit)	Basic Project Management Grant Award	B	3	1	1	2	0	Primary contact : Ms. Ermira Fida, Senior Programme Management Officer (Tél. +254 20 7623113 ; Email: ermira.fida@unep.org or unenvironment-gcf@un.org Secondary contact: Ms. Hemini Vrontamitis, Legal Officer (Tél. +254 20 7623795 ; Email : hemini.vrontamitis@unep.org or unenvironment-gcf@un.org aissata.sall@cse.sn)	www.unep.org



ANNEXS

NAME	Accreditation category				Portfolio status (number)			Type of projects approved (number)		Contact	Website
	Type	Project Size	Fiduciary standards	Environmental and social risk category	Concept Note	Approved	Under implementation	Public	Private		
PAM	International	Micro	Basic Project Management	C	1	1	0	1	0	Primary contact Mr. Gernot Laganda, Chief, Climate and Disaster Risk Reduction Programmes Unit (Tél. +39 06 6513 3272 ; Email: gernot.Laganda@wfp.org Secondary contact Ms. Micol Mulon, Programme Policy Officer, Climate and Disaster Risk Reduction Programmes Unit (Tél. +39 06 6513 3156 ; Email: micol.mulon@wfp.org	www.wfp.org/
AFC	International	Large (Grand)	Basic Project Management On-Lending/Blending (Loans, Equity, Guarantees)	A	0	1	0	0	1	Primary contact Ms. Kome Ajegbo, Associate (Tél. +234 1 4480930; Email: kome.ajegbo@africafc.org Secondary contact Ms. Chinekwu Duru, Associate Vice President (Tél. +234 1 2799650; Email: chinekwu.duru@africafc.org	www.africafc.org
FMO (Entrepreneurial Development Bank, Pays-Bas)	International	Large (Grand)	Basic Project Management Grant Award On-Lending/Blending (Loans, Equity, Guarantees)	A	0	1	0	0	1	Primary contact Mr. David Kuijper, Manager Public Investment Management (Tél. +31 70 314 9715 ; Email: d.kuijper@fmo.nl Secondary contact Ms. Tess Van Der Zee, Business Development Officer (Tél. +31 70 314 9884; Email: t.van.der.zee	www.fmo.nl/
ACUMEN FUND, INC.	Direct Régional	Micro	Basic Project Management Grant Award On-Lending/Blending (Loans, Equity)	C	0	1	0	0	1	Primary contact Ms. Lynn Roland, General Counsel (Tél. +1 646 747 3955 ; Email : lroland@acumen.org) Secondary contact Ms. Katherine Montgomery, Associate Director, Strategic Partnership (Tél. +1 646 747 3955 ; Email : kmontgomery@acumen.org)	http:// acumen.org



NAME	Accreditation category				Portfolio status (number)			Type of projects approved (number)		Contact	Website
	Type	Project Size	Fiduciary standards	Environmental and social risk category	Concept Note	Approved	Under implementation	Public	Private		
BEI	International	Large (Grand)	Basic Project Management Grant Award On-Lending/Blending (Loans, Equity, Guarantees)	A	0	1	0	0	1	Primary contact Ms. Maria Esther Badiola Guerra, Green Climate Fund Operations Officer (for pipeline issues) (Tél. +352 437982661; Email: e.badiola@eib.org)	www.eib.org
FIDA	International	Medium (Moyen)	Basic Project Management On-Lending/Blending (Loans, Equity, Guarantees)	B	1	0	0	0	0	Primary contact Ms. Margarita Astralaga, Director, Environment and Climate Division (Tél +39 06 5459 2151, Email: m.astralaga@ifad.org) Secondary contact Ms. Liza Leclerc, Lead Technical Specialist (Tél. +39 334 662 9228, Email: l.leclerc@ifad.org)	www.ifad.org
PNUD	International	Medium (Moyen)	Basic Project Management	B	5	0	0	0	0	Primary contact Mr. Pradeep Kurukulasuriya, Executive Coordinator, Global Environment Finance (Tél +1 212 906 5884; Email: pradeep.kurukulasuriya@undp.org) Secondary contact Mr. Lucas Black, Environmental Policy and Legal Specialist UNDP-Global Environment Finance Unit (Tél +1 212 906 5842; Email: lucas.black@undp.org)	www.undp.org
OMM	International	Small (petit)	Basic Project Management	C	1	0	0	0	0	Primary contact Mr. Markus Replik, Director, Office for Resource Mobilization and Development Partnerships (Tél +41227308743; Email: mreplik@wmo.int) Secondary contact Mr. Jean-Paul Gaudechoux, Senior Programme Manager, Office for Resource Mobilization and Development Partnerships (Tél +41227308311; Email: jpgaudechoux@wmo.int)	www.wmo.int



ANNEXS

ANNEX 4 : LIST OF AF ACCREDITED ENTITIES OPERATING IN THE ECOWS-CILSS-UEMOA REGION (AF DATA, 2019)

Name	Type	Country	Website
Observatoire du Sahara et du Sahel (OSS)	Regional	Tunisia	www.oss-online.org
West African Development Bank (BOAD)	Regional	Togo	www.boad.org
Banque Agricole du Niger (BAGRI)	National	Niger	www.bagriner.ni
Centre de Suivi Ecologique (CSE)	National	Senegal	www.cse.sn
Fonds National pour l'Environnement et le Climat (FNEC)	National	Benin	fnec-benin.org
Banque Africaine de Développement (BAfD)	Multilateral	Côte d'Ivoire	www.afdb.org
International Fund for Agricultural Development (IFAD)	Multilateral	Italy	www.ifad.org
United Nations Development Programme (UNDP)	Multilateral	USA	www.undp.org
United Nations Educational, Scientific, and Cultural Organization (UNESCO)	Multilateral	France	www.unesco.org
United Nations Environment Programme (UNEP)	Multilateral	Kenya	www.unep.org
United Nations World Food Programme (WFP)	Multilateral	Italy	www.wfp.org
World Bank (International Bank for Reconstruction and Development)	Multilateral	USA	www.worldbank.org
World Meteorological Organization (WMO)	Multilateral	Switzerland	www.wmo.int



COUNTRY PROFILES : THE GAMBIA



Economy and population

GDP per capita in 2018¹: USD 716.1

Population in 2018²: 2.3 million inhabitants

HDI in 2018³: 0.466, ranking The Gambia 174th in the world, in the group of countries with low human development

Vulnerability

Vulnerability level ranking according to the ND-GAIN 2017 index:

-141st out of 181 globally, making it the 41st most vulnerable country in the world

-141st out of 181 globally, making it the 41st most vulnerable country in the world



Access to multilateral climate funds

Amount of funding approved by **multilateral development funds** (from 2003 to 2019): US\$ 66.1 million, placing the country in 9th place among beneficiary countries, out of the 17 in the ECOWAS-CILSS area.

Amount of funding approved by the **MDBs** from 2015 to 2018: US\$ 67 million, placing The Gambia in 11th place, out of the 17 countries in the ECOWAS-CILSS area.

Portfolio with GCF in 2019	
Number of country projects approved (FPs & SAPs*)	1
Number of multi-country projects approved (FPs & SAPs)	0
Total amount approved on GCF resources (USD million)	20,5
Total project value (USD million)	25,5
Sectors	A1-Most vulnerable people and communities A2-Health and well-being, and food and water security A4- Ecosystems and Ecosystem services
Number of Readiness grants approved	1
Amounts of Readiness grants approved (millions USD)	0,3
AND/PF	Mr Bai Madi Ceesay, Director of Budget, Ministry of Finance and Economic Affairs (+220 422 9760)

* FP (Funding proposal) and SAPs (Simplified Approval Process)

¹ World Bank 2019 https://data.worldbank.org/indicator/NY.GDP.PCAP.CD?locations=BF-1W&year_high_desc=false

² World Bank 2019 (<https://data.worldbank.org/country/togo>)

³ UNDP 2019 (Human Development Report 2019)

COUNTRY PROFILES : GHANA



Economy and population

GDP per capita in 2018⁴ : USD 2203.3
Population in 2018⁵: 29,8 million inhabitants
HDI in 2018⁶: 0.59⁶ ranking Ghana 142nd in the world, in the group of countries with medium human development

Vulnerability

Vulnerability level ranking according to the ND-GAIN 2017 index:
- 114th out of 181 globally, making it the 68th most vulnerable country in the world
- 1st out of 16 for the ECOWAS-CILSS zone (Cabo Verde is not included), which makes it the least vulnerable country in the zone.



Access to multilateral climate funds

Amount of funding approved by **multilateral development funds** (from 2003 to 2019): \$ 137.4 million, placing the country in 4th place among beneficiary countries, out of the 17 in the ECOWAS-CILSS area.

Amount of funding approved by the **MDBs** from 2015 to 2018: \$ 248 million, placing Ghana in 6th place, out of the 17 in the ECOWAS-CILSS zone.

Portefeuille avec le GCF en 2019

Number of country projects approved (FPs & SAPs*)	1
Number of multi-country projects approved (FPs & SAPs)	1
Total amount approved on GCF resources (USD million)	46**
Total project value (USD million)	81**
Sectors	A1-Most vulnerable people and communities A2-Health and well-being, and food and water security A4- Ecosystems and Ecosystem services
Number of Readiness grants approved	3
Amounts of Readiness grants approved (millions USD)	3,8
AND/PF	Dr. Alhassan Iddrisu, Director of Economic Strategy and Research Division (+233 20 203 0280; AIdrisu@mofep.gov.gh)

* FP (demande de financement) et SAPs (demande de financement selon la procédure d'approbation simplifiée)

** Ce montant comprend un budget de 56 millions de dollars pour un projet régional couvrant le Ghana, le Nigeria et l'Ouganda. Il n'y a pas d'information sur la part revenant uniquement au Ghana

Portfolio with AF in 2019

Type	Secteur	Montant subvention (USD)
Country	Water resources management	8 293 972
Regional (Benin, Burkina Faso, Côte d'Ivoire, Ghana, Mali and Togo)	Disaster Risk Reduction	7 920 000
Regional (Bénin, Burkina Faso, Ghana, Niger and Togo)	Food Security	14 000 000

⁴ World Bank 2019 https://data.worldbank.org/indicator/NY.GDP.PCAP.CD?locations=BF-1W&year_high_desc=false

⁵ World Bank 2019 (<https://data.worldbank.org/country/togo>)

⁶ UNDP 2019 (Human Development Report 2019)



COUNTRY PROFILES : LIBERIA



Economy and population

GDP per capita in 2018⁷: 677.3 dollars E.U.
Population in 2018⁸: 4.8 millions inhabitants
HDI in 2018⁹: 0.465, ranking Liberia 176th worldwide
in the group of countries with low human development

Vulnerability

Vulnerability level ranking according to the ND-GAIN 2017 index:
- 174th out of 180 globally, making it the 8th most vulnerable country
in the world
- 13th out of 16 for the ECOWAS-CILSS zone (Cabo Verde not included),
making it the 4th most vulnerable country in the zone



Access to multilateral climate funds

Amount of funding approved by **multilateral development funds**
(from 2003 to 2019): \$ 100.3 million, placing the country in 9th place
among the beneficiary countries, out of the 17 in the ECOWAS-
CILSS zone

Portfolio with GCF in 2019

Number of country projects approved (FPs & SAPs*)	0
Number of multi-country projects approved (FPs & SAPs)	0
Total amount approved on GCF resources (USD million)	0
Total project value (USD million)	0
Sectors	
Number of Readiness grants approved	3
Amounts of Readiness grants approved (millions USD)	3,2
AND/PF	Hon. Nathaniel T. Blama, Executive Director/CEO (+231 886518635; +231 777518635; +231 880707024; nblama@epa.gov.lr)

* FP (Funding proposal) and SAPs (Simplified Approval Process)

⁷ World Bank 2019 https://data.worldbank.org/indicator/NY.GDP.PCAP.CD?locations=BF-1W&year_high_desc=false

⁸ World Bank 2019 (<https://data.worldbank.org/country/togo>)

⁹ UNDP 2019 (Human Development Report 2019)

COUNTRY PROFILES : NIGERIA

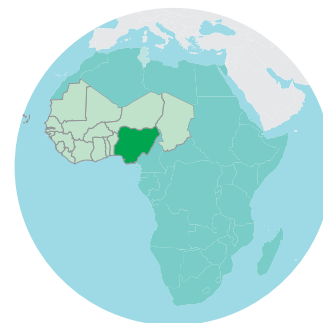


Economy and population

GDP per capita in 2018¹⁰: 2028.2 dollars E.U.
Population en 2018¹¹: 195.9 millions inhabitants
HDI en 2018¹²: 0.534, ranking Nigeria 158th in the world, in the group of countries with low human development

Vulnerability

Vulnerability level ranking according to the ND-GAIN 2017 index:
- 127th out of 181 globally, making it the 55th most vulnerable country in the world
- 2nd rank out of 16 in the ECOWAS-CILSS zone (Cabo Verde not included), making it the 15th most vulnerable country in the zone.



Access to multilateral climate funds

Amount of funding approved by **multilateral development funds** (from 2003 to 2019): \$ 92.8 million, placing the country in 6th place among beneficiary countries, in the ECOWAS-CILSS zone.

Amount of funding approved by the **MDBs** from 2015 to 2018: \$ 1,292 million, placing Nigeria at the 1st rank, out of the 17 in the ECOWAS-CILSS area.

Portfolio with GCF in 2019	
Number of country projects approved (FPs & SAPs*)	1
Number of multi-country projects approved (FPs & SAPs)	5
Total amount approved on GCF resources (USD million)	641,3**
Total project value (USD million)	2600**
Sectors	M1 - Production of electricity and energy accesed M3-Construction, cities, industries and appliances M4-Forests and land use A1-Most vulnerable people and communities A2-Health and well-being, and food and water security A3-Infrastructure and built environment
Number of Readiness grants approved	2
Amounts of Readiness grants approved (millions USD)	3,4
AND/PF	Dr. Yerima Peter Tarfa Director, Department of Climate Change (+234 802 492 0107 or +234 813 555 1311; petertarfa@hotmail.com)

* FP (Funding proposal) and SAPs (Simplified Approval Process)

** The bulk of these amounts is allocated to regionals projects covering more than 20 countries, in addition to Nigeria. There is no information on the share allocated to Nigeria alone.

¹⁰ World Bank 2019 https://data.worldbank.org/indicator/NY.GDP.PCAP.CD?locations=BF-1W&year_high_desc=false

¹¹ World Bank 2019 (<https://data.worldbank.org/country/togo>)

¹² UNDP 2019 (Human Development Report 2019)

COUNTRY PROFILES : SIERRA LEONE



Economy and population

GDP per capita in 2018¹³: 534 dollars E.U.
Population in 2018¹⁴: 7;6 millions inhabitants
HDI en 2018¹⁵: 0.438, ranking Sierra Leone 181st in the world, in the group of countries with low human development

Vulnerability

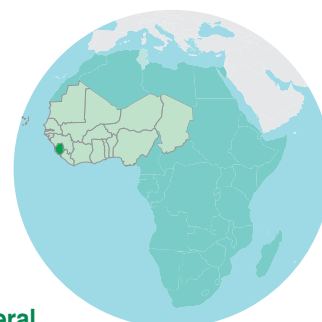
Vulnerability level ranking according to the ND-GAIN 2017 index:
- 156th out of 181 worldwide, making it the 26th most vulnerable country in the world
- 8th out of 16 for the ECOWAS-CILSS zone (Cabo Verde not included), making it the 9th most vulnerable country in the zone.



Access to multilateral climate funds

Amount of funding approved by **multilateral development funds** (from 2003 to 2019): \$ 32.9 million, placing the country in 16th place among beneficiary countries, in the ECOWAS-CILSS zone.

Amount of funding approved by the **MDBs** from 2015 to 2018: \$ 63 million, placing the Sierra in 2nd place, out of the 17 in the ECOWAS-CILSS area.



Portefeuille avec le GCF en 2019

Number of country projects approved (FPs & SAPs*)	0
Number of multi-country projects approved (FPs & SAPs)	0
Total amount approved on GCF resources (USD million)	0
Total project value (USD million)	0
Sectors	
Number of Readiness grants approved	0
Amounts of Readiness grants approved (millions USD)	0
AND/PF	Prof. Foday Moriba Jaward, Executive Chairman EPA (+23276423645)

* FP (Funding proposal) and SAPs (Simplified Approval Process)

Portefeuille avec le FA en 2019

Type	Secteur (USD)	Montant subvention
Country	Multi-secto project	9 916 925
Country	Readiness grant (South-South Cooperation)	47 449

¹³ World Bank 2019 https://data.worldbank.org/indicator/NY.GDP.PCAP.CD?locations=BF-1W&year_high_desc=false

¹⁴ World Bank 2019 (<https://data.worldbank.org/country/togo>)

¹⁵ UNDP 2019 (Human Development Report 2019)



Le Programme GCCA+ est une initiative du Groupe des États ACP financée par le fonds européen de développement de l'Union européenne